

# Community Health Needs Assessment (CHNA)

MercyOne Genesis Aledo Medical Center

Adopted by the MercyOne Genesis Community Benefit Advisory Committee on April 1, 2025

Adopted by the MercyOne Genesis Board of Directors on April 3, 2025



Table of Contents

Executive summary.....4

About us.....5

Our hospitals .....5

Advisory committee.....6

Summary and impact of previous needs assessment .....6

Written Comments.....9

Community Description..... 10

Community survey..... 12

Secondary Data..... 14

Significant Community Health Needs..... 17

Assessment process..... 18

Prioritized needs .....20

Community resources and ongoing projects .....21

Next steps.....31

Appendix.....31

Community Survey Questions.....32

2024 Community Survey Analytics Report.....40

County Health Rankings and Roadmaps .....52

## Executive summary

MercyOne Genesis Aledo Medical Center collaborated to complete a Community Health Needs Assessment (CHNA) for the service area, which includes 22 zip codes in five counties: Mercer, Henderson, Henry, Knox, Rock Island and Warren. The CHNA was developed in collaboration with an advisory committee of community and public health partners. The CHNA was presented to and adopted by the MercyOne Genesis Benefit Advisory Committee on April 1, 2025, and the Genesis Health System Board of Directors on April 3, 2025.

Seven significant health needs were identified based on the information gathered through a community survey, community focus group and secondary data review. Using a prioritization survey, members of MercyOne, Genesis Leadership Staff, the CHNA Advisory Committee and community members ranked each of the needs by severity, magnitude and feasibility of change.

The significant community health needs, ranked in order of priority, include:

1. Brain/Mental health
2. Access to care
3. Cancer
4. Diabetes
5. Heart Disease
6. Obesity, obesity-associated disease, exercise
7. Access to childcare

MercyOne Genesis Aledo Medical Center will reconvene in the spring and summer of 2025 to develop a multi-year strategy to address identified community health and social needs.

Printed copies of this report are available upon request at MercyOne Genesis Aledo Medical Center Administration. This report is also available electronically at [MercyOne.org/about-us/community-health-and-well-being](https://www.mercyone.org/about-us/community-health-and-well-being) and [GenesisHealth.com/about/community-benefit/](https://www.genesishealth.com/about/community-benefit/)

Please email questions, comments and feedback to [communityhealth@mercyhealth.com](mailto:communityhealth@mercyhealth.com).

## About us

### Our Mission

We, MercyOne, serve together in the spirit of the Gospel as a compassionate and transforming healing presence within our communities.

### Our Vision

As a mission-driven innovative health organization, we will become the national leader in improving the health of our communities and each person we serve. We will be your most trusted health partner for life.

### Our Core Values

- **Reverence:** We honor the sacredness and dignity of every person.
- **Commitment to Those Experiencing Poverty:** We stand with and serve those who are experiencing poverty, especially those most vulnerable.
- **Safety:** We embrace a culture that prevents harm and nurtures a healing, safe environment for all.
- **Justice:** We foster right relationships to promote the common good, including sustainability of Earth.
- **Stewardship:** We honor our heritage and hold ourselves accountable for the human, financial and natural resources entrusted to our care.
- **Integrity:** We are faithful to who we say we are.

### Our hospitals

MercyOne is a connected system of health care facilities and services dedicated to helping people and communities live their best lives. The system's more than 220 clinics, medical centers, hospitals and care locations are located throughout the state of Iowa and beyond. MercyOne employs more than 22,000 colleagues.

MercyOne Genesis Aledo Medical Center is a 22-bed critical access hospital with emergency services, diagnostic services (Lab, Radiology, radiology/imaging) surgical services, physical and occupational therapy, cardiac rehabilitation, infusion center, primary care walk-in rural health clinic, pain management, skilled care, respiratory care, sleep disorder study and speech/ language pathology.

On March 1, 2023, Genesis joined MercyOne. MercyOne is a member of Trinity Health based in Livonia, Michigan.

MercyOne Genesis Aledo Medical Center participates in clinically integrated networks (CIN) where providers work together to improve health, increase patient satisfaction, and lower health care costs for members and the communities served.

## **Advisory committee**

Thank you to our community and public health partners for their active engagement in the assessment process. Members of our advisory committee include:

- MercyOne
- Mercy One Genesis Aledo Medical Center
- Mercer County Public Health Department
- Mercer County YMCA
- Individuals with lived experiences

Other contributors we would like to thank include City of Aledo, School Districts, Illinois Lyme Association, High Roads Advantage Education and Workforce Program, Mercer County Better Together, WRMJ Radio Station, Mercer County Crisis Center and Mercer Foundation for Health among many others.

## **Summary and impact of previous needs assessment**

MercyOne Genesis Aledo Medical Center completed the CHNA process independently last cycle.

### **MercyOne Genesis Aledo Medical Center**

The Genesis Board approved the previous Community Health Needs Assessment (CHNA) on November 4, 2021. The significant health needs identified in the FY21 CHNA, in order of priority, include:

1. Mental health
2. Access to health care
3. Obesity and its related chronic conditions of diabetes, heart disease and lack of physical activity
4. Cancer with a focus on breast and colon cancer screenings

A wide range of priority health and social issues emerged from the CHNA process. MercyOne Genesis Aledo Medical Center determined it could effectively focus on only those needs which were most pressing, under-addressed and within its ability to influence. MercyOne Genesis Aledo Medical Center, in collaboration with community partners, chose to focus on initiatives addressing the following needs:

1. Mental health
2. Access to health care
3. Obesity and its related chronic conditions of diabetes, heart disease, and lack of physical activity
4. Cancer with a focus on breast and colon cancer screenings

The below section highlights actions taken over the succeeding three years to address selected needs, as well as the impact of those actions:

### **2021 Implementation Strategy Summary**

The resources of the hospital, feedback from the community and the Genesis strategic priorities were considered by the Genesis Board of Directors Community Benefit Advisory Committee as the identified health needs were reviewed and selected for improvement initiatives. Significant health needs to be addressed: GMC Aledo will focus on developing and/or implementing initiatives and measuring their effectiveness, to improve the following health needs:

#1 Nutrition, physical activity & weight to reduce chronic disease

#2 Mental health and substance abuse

#3 Access to health care including cancer screenings

The Genesis Board of Directors Community Benefit Advisory Committee agreed with the Aledo stakeholder committee that the organization could effectively continue to focus on two health needs plus a new one regarding access to health care including cancer screening. This implementation strategy identifies community health needs that GMC Aledo and Genesis Health System have decided to address in whole or in part and that are consistent with our mission. Genesis reserves the right to amend this implementation strategy as circumstance indicate. If, during these three years, other community organizations decide to address particular needs, then Genesis may refocus its limited resources to meet other needs identified during the CHNA process.

## CHNA IMPLEMENTATION STRATEGY

Fiscal Years 2021 - 2024

Hospital Facility: GMC Aledo

### **CHNA Significant Health Need: Nutrition, physical activity & weight to reduce chronic disease Prioritization #: 1**

Brief Description of Need: Nutrition

The CHNA survey identified 22.5% of the Mercer County population as having low food access compared with 19.4% of Illinois residents and 22.4% of the U.S. Low food access is defined as being more than half a mile from the closest supermarket, supercenter or grocery store. Low food access is a greater problem for low-income residents. For example, 27.3% of the Mercer County low-income population reported low food access versus 14.7% of Illinois residents and 18.9% of US.

Physical Activity - 20.0% of Mercer County adults reported that they did not have leisure time for physical activity. This is comparable to the Illinois rate (20.9%) and US rate (22.1%).

Weight - 33.6% of adults in Mercer County are considered obese (BMI greater than 30.0). 29.5% of Illinois residents and 29.5% of the US are obese. This percentage has increased from 24.6% in 2004 to 33.6% for Mercer County adults. Likewise, the percentage of Illinois adults with a BMI of 30.0 has increased from 22.7% to 29.5% and for the U.S. the percentage has risen from 23.1% to 29.5% over the same time period.

Chronic Disease - The percentage of adults with heart disease in Mercer County is 11.6% versus 3.8% for Illinois as a whole and 4.4% for the U.S.

Goal: To reduce the percentage of Mercer County adults who are obese.

CHNA Impact Measures CHNA Baseline Target

Percentage of Mercer County residents with BMI > 30 33.6% 29.5%

Actions that GMC Aledo intends to take:

1. Continue to promote the WondrHealth Program to community residents. The WondrHealth program is a lifestyle change program that prevents and reduces the incidence of diabetes, high cholesterol, stroke and heart disease that when they co-occur increases of risk of Metabolic Syndrome. The program focuses on learning healthy eating behaviors of what, when and how to eat
2. Work with the YMCA to promote physical activity programs and wellness and U of I Extension on healthy eating options.

Plan to evaluate the impact: GMC Aledo Foundation Director and Genesis Health System Business Development staff will evaluate the number of people enrolled in the WondrHealth Program plus the number of people engaged in the activities of the YMCA and U of I Extension, as well as evaluate the results of the next community health needs survey regarding the percentage of people with a BMI greater than 30.



## **CHNA Significant Health Need: Mental health and substance abuse Prioritization #: 2**

Brief Description of Need: Lack of mental health providers - The CHNA results indicate that there are only 2 mental health providers serving Mercer County for a rate of 12.8 per 100,000 population. For comparison – there are 230 mental health providers per 100,000 in Illinois and 202.8 per 100,000 for the country as a whole.

The percentage of Mercer County Medicare population with depression is 12.2%, which is lower than either the state (16.3%) or national (17.9%) rates. However, the percentage of Mercer County Medicare persons with depression has increased from 9.2% in 2011 to 12.2% in 2017.

Tobacco usage – Roughly 32% of Mercer County adults (age 18+) currently smoke some days or every day. Approximately 18.3% of adults in Illinois smoke and 17.8% of US residents reportedly smoke cigarettes.

Goal: To reduce the percentage of Medicare beneficiaries reporting depression.

CHNA Impact Measures CHNA Baseline Target - Percentage of Medicare beneficiaries reporting depression, from 12.2% to 9.0%

Actions that GMC Aledo intends to take:

1. Provide education regarding signs and treatment for depression to Genesis Health Group staff and others interacting with those 65+.

Mercer County Mental Health Consortium

Genesis Aledo will continue to collaborate with the Mercer County Mental Health Consortium to increase access to mental health services. Genesis Aledo will provide mental health counseling and medication management for individuals across the lifespan through GHG clinic

1. Apply for grant funding that would support mental health services in primary care (Genesis Health Group) settings.

## **CHNA Significant Health Need: Access to health care including cancer screenings Prioritization #: 3**

Brief Description of Need: There are three primary care providers serving Mercer County. The primary care provider to 100,000 population for Mercer County is 19.2 compared to 80.1 for Illinois and 76.6 for the country as a whole. The percentage of Mercer County population living in an area affected by a health professional shortage area is 101.7%. This is significantly higher than 25.6% for Illinois and 23.1% for the U.S.

The CHNA results indicate that 24.03% of Mercer County adults (18+) do not have a regular doctor. This is higher than the state percentage 17.9% and US 22.07%.

There is a lack of data concerning cancer screenings for colorectal cancer, cervical cancer, etc.

Goal: To increase the number of primary care providers serving Mercer County.

Impact Measures:

1. The number of primary care providers in Mercer County will increase from 3 to 4.
2. The number of people who received cancer screenings.

Actions that GMC Aledo intends to take:

1. Continue efforts to recruit primary care providers to serve Mercer County.
2. GMC Aledo will continue to collaborate with GHG clinic, Mercer County Health Department, and Mercer Foundation for Health to provide education on early detection for cancer through traditional and non-traditional methods of communication

3. GMC Aledo will also collaborate with these groups to identify individuals who may need screenings, then promote scheduling of screenings through direct mail and community events.

Plan to evaluate the impact: Business Development staff will review the survey results from the next CHNA survey to determine if Genesis has been able to recruit additional primary care providers as well as the number of people who have received a cancer screening

## **Written Comments**

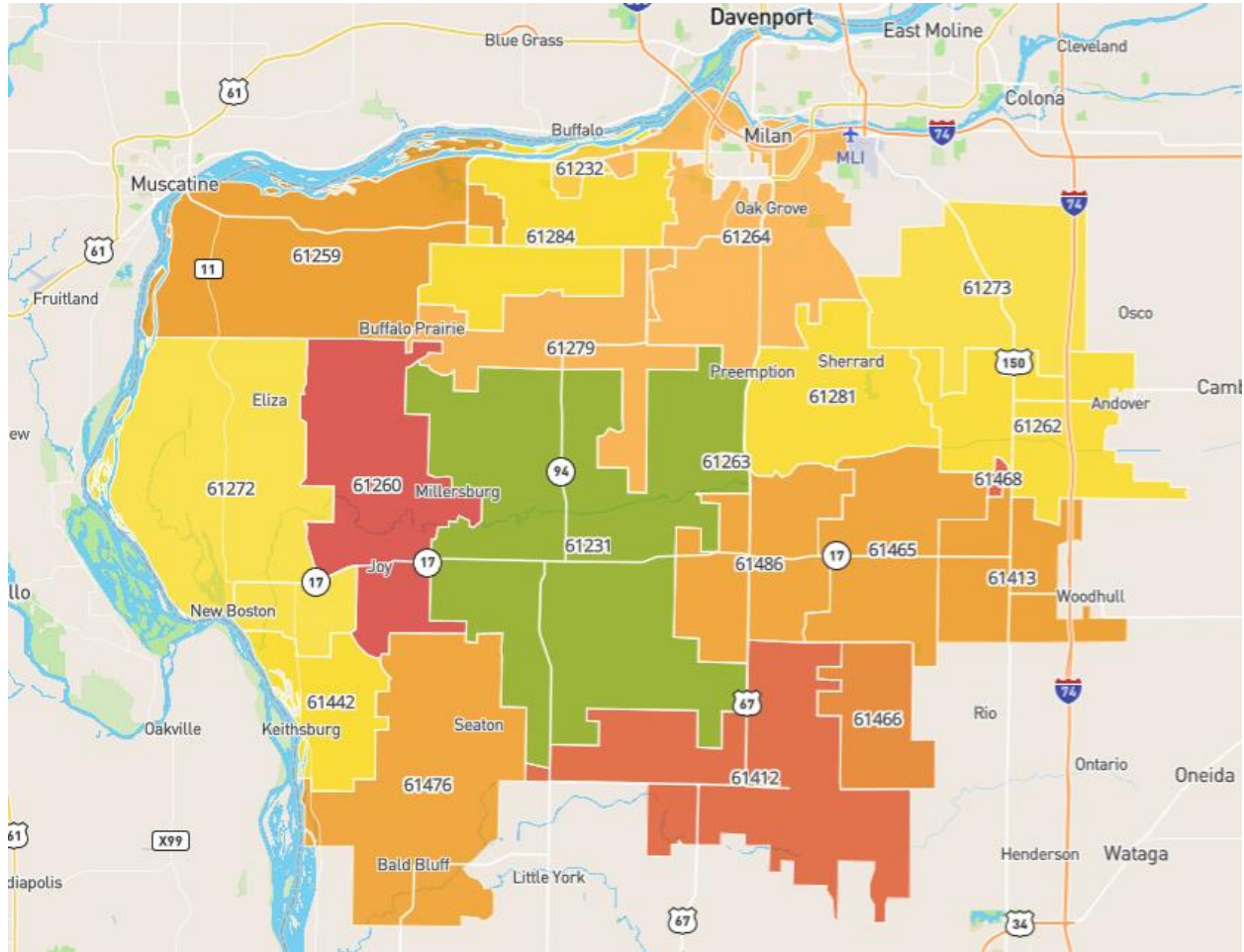
MercyOne Genesis Aledo Medical Center did not receive any written comments regarding their previous Community Health Needs Assessments or Implementation strategies. The documents continue to be available electronically at [Genesishealth.com/about/community-benefit/](http://Genesishealth.com/about/community-benefit/) and printed copies are available upon request at MercyOne Genesis Aledo Medical Center in the administrative office. Members of the community are able to call the central line at 309-582-9100 to provide input on past and present CHNAs and Implementation Strategies.



## Community Description

## Geographic Area

The geographic area for this assessment includes 22 zip codes in five (5) counties in Illinois. The five counties include Mercer, Rock Island, Henry, Henderson, and Warren counties. 94% of MercyOne Genesis Aledo Medical Center patients reside within this area. This service area was identified based on the percentage of inpatient and outpatient market share attributed to those zip codes. The service area does not exclude low-income or underserved populations.



Service Area Zip Codes				
61231*	61232*	61237	61259	61260*
61262	61263*	61264	61272*	61273
61276	61279	61281	61284	61412*
61413*	61442*	61465*	61466	61468*
61476	61486*			

\*Priority zip codes that meet the federal poverty guideline definition and area median income (AVM) definition

## Population Characteristics

The total population of the service area, as recorded in the most recent census in 2024, is 36,369, and is trending downward. The central city of Aledo is projected to grow over the next five years even as Mercer County as a whole is shrinking. The population is primarily rural with Aledo as the largest city and a larger Quad Cities community to the north. The median age is 43.9, which is higher than the median Illinois age of 38.7 and median US age of 38.5. The population is mostly Caucasian, with 90.8% White, 1.6% Black, 0.2% Native American, 0.4% Asian, 3.2% Hispanic, and 0.9% other.

The below table summarizes the demographics of the service area using 2018-2022 population estimates.

<b>Race and Hispanic origin</b>	
White alone	90.8%
Black or African American alone	1.6%
American Indian or Alaska Native alone	0.24%
Asian alone	0.41%
Native Hawaiian and Other Pacific Islander alone	0%
Some other race alone	0.92%
Two or more races	6.02%
<b>Ethnicity</b>	
Latino Hispanic (of any race)	3.16%
Not Hispanic or Latino	96.84%
<b>Age</b>	
Under 18	20.4%
18-64	55.1%
65 and older	24.5%
Median age	43.9
<b>Sex</b>	
Male	49.9%
Female	50.1%
<b>Population characteristics</b>	
Foreign-born population	1.38%
Population age 5+ with limited English proficiency	0.71%
Veterans	9.33%
Population with a disability	13.66%
<b>Geography</b>	
Population per square mile	35.57

\*data pulled from US Census Bureau, 2018-2022

## Community survey

Broader community input was collected through a 23-question survey in the fall of 2024. A total of 114 responses were collected. Surveys were distributed through the hospital, rural health clinic, Mercer County Health Department, (MCHD) community events, email, direct mail, posters, social media, social service organizations, and the YMCA. Mercer County is considered a medically underserved area by the Health Resources Services Administration. However, to ensure that the medically underserved, low-income and minority populations were represented in the results, partners and organizations helped in manually and electronically distributing the survey. For example, partners at MCHD, that provide daily services to the Women, Infants and Children Program (WIC) a limited income-based program, and the Mental Health Action Program (MHAP) that case managers data indicates are 65% Medicaid eligible and 42% lack a primary care provider at the time of intake as clients. The rural health clinic includes a panel of 33% of patients that are either Medicaid eligible or lack insurance. Eagle View: Eagle View is a Federally Qualified Health Center (FQHC) where all patients are part of the underserved population. The demographic survey responses below indicate the medically underserved, low-income and minority populations received access to and completed a survey. A copy of the survey is included in the appendix.

The zip codes below are represented in survey responses.

Zip Codes				
52726	61231	61254	61259	61260
61262	61263	61263	61272	61279
61281	61284	61401	61412	61443
61462	61465	61476	61486	

The table below summarizes the demographics of survey respondents.

Race and ethnicity	
Hispanic or Latino (of any race)	0.9%
White (Non-Hispanic or Latino)	98.2%
Other (Black, AI/AN, Asian, Native Hawaiian/Pacific Islander)	0.9%
Age	
18-44	32.5%
45-64	41.2%
65+	26.3%
Sex	
Male	14.9%
Female	84.2%
Prefer not to answer	0.9%
Household income	
Less than \$50,000	15.8%
\$50,000-\$99,999	33.3%
\$100,000-149,999	23.7%
\$150,000+	29.0%
Prefer not to answer	13.2%
Educational attainment	

Less than a high school diploma or equivalent	0.9%
High school graduate or equivalent	14.0%
Some college but not a degree	27.2%
Bachelor's degree or Graduate degree	57.9%
<b>Health care coverage</b>	
Employer	58.8%
Privately purchased	11.4%
Medicare	19.3%
Medicaid or other state program	7.0%
TRICARE, VA or Military	0.9%
Uninsured	3.5%

### Primary Data Summary Table

<b>Community Input Survey</b>	
<b>Need</b>	<b>Description</b>
Access to Care	<ul style="list-style-type: none"> <li>20% have not been able to receive all the care they need</li> <li>36% believe access to specialist or primary care is a top concern for adults in the community</li> <li>Of those facing barriers for primary care, 35% are scheduling issues and 33% site insurance or cost issues</li> </ul>
Mental Health	<ul style="list-style-type: none"> <li>11% had trouble accessing in the past 12 months (27% for ages 18-44)</li> <li>27% have mental health challenges (46% for ages 18-44)</li> <li>50% believe it is a top concern for adults in the community</li> <li>67% believe it is a top concern for children in the community</li> <li>30% have faced barriers or felt uncomfortable receiving mental health services</li> </ul>
Obesity/ Diet/ Nutrition/ Heart Disease/ Diabetes	<ul style="list-style-type: none"> <li>32% have heart problems (38% for ages 45+)</li> <li>49% are overweight/obese (57% for ages 45+)</li> <li>26% have diabetes (35% for ages 45+)</li> <li>36% believe obesity is a top concern for adults in the community (22% for children)</li> <li>28% heart disease is a top concern for adults in the community</li> <li>30% believe diabetes is a top concern for adults in the community</li> </ul>
Substance Use	<ul style="list-style-type: none"> <li>23% use tobacco products or vape</li> <li>23% binge drink at least once a month (5.3% at least once a week)</li> <li>6% have used Benzos or prescription opioid painkillers</li> <li>11% have misused prescription drugs</li> <li>66% of adults ages 45+ believe it is a top concern for children in the community</li> <li>28% believe it is a top concern for adults in the community</li> </ul>
Cancer	<ul style="list-style-type: none"> <li>32% believe cancer is a top concern for adults in the community (38% among ages 45+)</li> </ul>

	<ul style="list-style-type: none"> <li>6% have cancer (8% for ages 45+)</li> </ul>
Childcare	<ul style="list-style-type: none"> <li>15% had trouble accessing in the past 12 months (30% for ages 18-44)</li> </ul>
Dental Care	<ul style="list-style-type: none"> <li>15% had trouble accessing in the past 12 months</li> <li>29% do not have an annual dentist visit</li> </ul>
Safe Homes/ Housing	<ul style="list-style-type: none"> <li>22% believe it is a top concern for children in the community</li> </ul>

## Secondary Data

### Secondary Data Summary Table

Color Coding Key		Service area metric is better than the Illinois and US averages
		Service area metrics is worse than the Illinois and US averages

Secondary Data		Service Area	Illinois	USA	Year	% Difference from IL	% Difference from USA
<b>Access to care</b>							
Primary care providers per 100,000 population		20.91	126.35	111.65	2024	143%	137%
Mental health providers per 100,000 population		10.46	141.27	172.29	2024	172%	177%
Addiction/ substance abuse procedures per 100,000 population		2.61	7.95	26.94	2024	101%	165%
Dentists per 100,000 population		44.7	82	72.4	2021	59%	47%
Uninsured population		4.49%	7.01%	8.68%	2018-2022	44%	64%
Insured population receiving Medicaid		7.60%	10.74%	13.67%	2018-2022	34%	57%
Federally Qualified Health Centers (FQHCs) per 100,000 population		15.66	3.47	3.49	2023	127%	127%
<b>Health Outcomes</b>							
30-day hospital readmission rate		15.40%	19.20%	18.10%	2020	22%	16%
Preventable hospitalizations per 100,000 beneficiaries		2,551	3,283	2,752	2021	25%	8%
Lung disease mortality per 100,000 population		48.5	36.1	39.1	2016-2020	29%	21%
Cancer incidence rate per 100,000 population		997.6	459.7	442.3	2016-2020	74%	77%

Breast Cancer incidence per 100,000 population		253.4	132.6	127	2016-2020	63%	66%
Colon and rectum cancer incidence per 100,000 population		74.3	39.8	36.5	2016-2020	60%	68%
Cancer mortality per 100,000 population		164.3	155.4	149.4	2016-2020	6%	10%
Infant mortality per 1,000 live births		6.7	6	5.6	2014-2020	11%	18%
Low birthweight births		7.90%	8.40%	8.20%	2014-2020	6%	4%
Adults with COPD		7.50%	6.27%	6.40%	2021	18%	16%
Adults with high blood pressure		34.20%	31.70%	32.70%	2021	8%	4%
Medicare beneficiaries with heart disease		32.20%	26.60%	26.80%	2018	19%	18%
Adults with depression		20.60%	17.90%	19.50%	2021	14%	5%
Mortality from suicide, drinking, drug overdose		35.7	42.3	47	2016-2020	17%	27%
Drug overdose per 100,000 population		16.8	23.7	24	2016-2020	34%	35%
<b>Health Behaviors &amp; Risk Factors</b>							
Adults with obesity		36.20%	33.53%	33%	2021	8%	9%
Teen births per 1,000 females		22.5	17.8	19.3	2014-2020	23%	15%
HIV prevalence per 100,000 population		111.92	333.3	382.2	2021	99%	109%
Disability		13.66%	11.57%	12.86%	2018-2022	17%	6%
Adults with no physical activity		27.70%	27.08%	23.70%	2021	2%	16%
Adults with poor physical health days		11.70%	10.80%	10.90%	2021	8%	7%
Adults with tobacco use		16.90%	14%	13.50%	2021	19%	22%
Medicare enrollees with diabetes with annual exam		90.12%	88.48%	87.53%	2019	2%	3%
Air quality - percent of days exceeding particulate matter standards		1.41%	0%	0.06%	2019	-	184%
Young people age 16-19 not in school and not working		7.66%	6.59%	6.94%	2018-2022	15%	10%
<b>Social Influencers of Health</b>							
Area deprivation index - education, income, employment, housing		67	50	46	2020	29%	37%
Social vulnerability index - poverty, transportation, crowded households		0.27	0.55	58.00%	2020	68%	73%
Social associations per 100,000 population		132.07	103.27	101.89	2021	24%	26%
Education - heart start programs per 10,000 children under age 5		33.45	10.71	10.53	2022	103%	401%
Education - population age 25+ without high school diploma		7.39%	9.86%	10.86%	2018-2022	29%	38%

Education - chronic absenteeism rate		9.61%	16.61%	15.87%	2017-2018	53%	49%
Population 25+ with bachelor's degree or higher		20.69%	36.67%	34.31%	2018-2022	56%	50%
Children below 2000% federal poverty line		29.74%	34.17%	37.17%	2018-2022	14%	22%
Incarceration rate		0.80%	1.20%	1.30%	2018	40%	48%
Violent crime per 100,000 population		242.6	420.9	416	2015-2017	54%	53%
Housing costs above 30% of household income		19.06%	29.32%	30.51%	2018-2022	42%	46%
Population using public transportation to commute to work		0.18%	7.04%	3.79%	2018-2022	190%	182%
Access to broadband internet		84.79%	95.51%	93.82%	2023	12%	10%
Park access within a 10-minute walk		13.76%	69.19%	43.57%	2020	134%	104%
Recreation and fitness facilities per 100,000 population		4.91	12.64	14.76	2021	88%	100%
Grocery stores per 100,000 population		15.01	19.47	23.38	2021	26%	44%
Percent of low income population with low food access		21.45%	16.57%	19.41%	2019	26%	10%
<b>Other</b>							
Population with limited English proficiency		0.71%	9%	8%	2018-2022	171%	167%
Homicide mortality		11.5	9.1	6.4	2016-2020	23%	57%



## Significant Community Health Needs

Data from the community survey, local organizations, and secondary data was combined to understand the full scope of significant needs in the community. After careful consideration by the advisory committee, the following significant health needs emerged. The table below summarizes the data support each of the significant needs.

Significant Health Need	Supporting Data
Mental Health	<ul style="list-style-type: none"> <li>• 11% had trouble accessing in the past 12 months (27% for ages 18-44) via survey</li> <li>• 27% have mental health challenges (46% for ages 18-44) via survey</li> <li>• 50% believe it is a top concern for adults in the community via survey</li> <li>• 67% believe it is a top concern for children in the community via survey</li> <li>• 30% have faced barriers or felt uncomfortable receiving mental health services via survey</li> <li>• 20.6% of community members suffer from depression, compared to the 17.9% in Illinois and 19.5% in the US</li> <li>• 10.46 mental health providers per 100,000 population in the service area, compared to 141 in Illinois and 172 in the US</li> </ul>
Access to Care	<ul style="list-style-type: none"> <li>• 20% have not been able to receive all the care they need via survey</li> <li>• 36% believe access to specialist or primary care is a top concern for adults in the community via survey</li> <li>• Of those facing barriers for primary care, 35% are scheduling issues and 33% site insurance or cost issues via survey</li> <li>• 20.91 primary care providers per 100,000 population in the service area, compared to 126 in Illinois and 112 in the US</li> </ul>
Obesity/ Diet/ Nutrition/ Heart Disease/ Diabetes	<ul style="list-style-type: none"> <li>• 32% have heart problems (38% for ages 45+) via survey</li> <li>• 49% are overweight/obese (57% for ages 45+) via survey</li> <li>• 26% have diabetes (35% for ages 45+) via survey</li> <li>• 36% believe obesity is a top concern for adults in the community (22% for children) via survey</li> <li>• 28% heart disease is a top concern for adults in the community via survey</li> <li>• 30% believe diabetes is a top concern for adults in the community via survey\</li> <li>• 34.2% of adults have high blood pressure in the community, compared to 31.7% in Illinois and 32.7% in the US</li> <li>• 32.2% of Medicare beneficiaries in the community have heart disease, compared to 26.6% in Illinois and 26.8% in the US</li> <li>• 36.2% of adults in the community are obese, compared to 33.53% in Illinois and 33% in the US</li> <li>• 27.7% of adults in the community have no physical activity, compared to 27.08% in Illinois and 23.7% in the US</li> </ul>

	<ul style="list-style-type: none"> <li>• 4.91 recreation/ fitness facilities per 100,000 population in the community, compared to 12.64 in Illinois and 14.76 in the US</li> </ul>
Cancer	<ul style="list-style-type: none"> <li>• 32% believe cancer is a top concern for adults in the community (38% among ages 45+) via survey</li> <li>• 6% have cancer (8% for ages 45+) via survey</li> <li>• 997.6 cancer incidence per 100,000 population in the community, compared to 459.7 in Illinois and 442.3 in the US</li> <li>• 253.4 breast cancer incidence per 100,000 population in the community, compared to 132.6 in Illinois and 127 in the US</li> <li>• 74.3 colon and rectum cancer incidence per 100,000 population in the community, compared to 39.8 in Illinois and 36.5 in the US</li> <li>• 164.3 cancer mortality per 100,000 population in the community, compared to 155.4 in Illinois and 149.4 in the US</li> </ul>
Child Care	<ul style="list-style-type: none"> <li>• 15% had trouble accessing in the past 12 months (30% for ages 18-44) via survey</li> </ul>

## Assessment process

Community assessment occurred through secondary data pulled from state and national databases, primary data from both inpatient and outpatient numbers, input from the CHNA Advisory committee made of community residents some with lived experience, and a community survey. This process began in early 2024 by analyzing the previous CNHA from Aledo, identifying the current service area and identifying the zip codes from which to gather data, analyzing data from several local health assessments and then comparing this data to state and national databases. The local health assessments reviewed included the Mercer County Health Department I Plan, Eagle View (federally qualified health center) Community Health Needs Assessment, and County Health Rankings. This review allowed for a baseline understanding of the region's demographics and historical needs. The advisory committee then met to review a draft set of CHNA survey questions and provided feedback for suggested modifications. These modifications were made and then the survey was ready for distribution. Between October and November 2024, sweeping community input was collected through this community survey that was distributed throughout Mercer County, and the surrounding rural areas. In December 2024, the advisory committee, community residents, hospital leaders met to complete a first level prioritized a list of the five greatest needs in the community.

## Community Organizations

Discussions between the steering team and members of the following organizations took place in December 2024 and January 2025. Their feedback and input on the community survey results, secondary data, and personal experiences assisted in prioritizing and identifying the significant needs in the community. On January 24, 2025, the following organizations met face-to-face to learn of survey responses and discuss secondary data. Participants then ranked each need within priority order, of 1, 2, 3. After that ranking, they were asked to list their thoughts or knowledge of the contributing factors to these needs or conditions. Finally, they verbally and then in writing provided information on the programs that their organization offered or where aware of that addressed the prioritized issues.

These organizations included: MercyOne Genesis Aledo Medical Center, MercyOne Genesis Family

Medicine, Mercer County Health Department, Mercer County Family YMCA, Mercer County Better Together, Illinois Lyme Association, High Roads Advantage, City of Aledo, WRMJ Radio Station.

## **Community survey**

Broader community input was collected from the community through a 24-question survey in the fall of 2024. A total of 114 responses were collected between October and November 2024. Surveys were distributed to community members and organizations throughout the service area, including, but not limited to, MercyOne Genesis Aledo Medical Center, MercyOne Genesis Aledo Family Medicine, Mercer County Health Department, Mercer County YMCA, Mercer County Mental Health Consortium, faith community through the Ministerial Alliance, Mercer County Senior Center, Mercer County Crisis Center. Requests to complete the online survey were posted on social media sites with a QR Codes access, as well as in physical locations. A copy of the survey is included in the Appendix.

## **Quantitative data gathering**

Secondary data, comparisons and benchmarks include figures and interpretation from the following sources:

- Centers for Medicare and Medicaid Services
- U.S. Department of Health & Human Services, Health Resources and Services Administration
- Iowa Public Health Tracking Portal
- Centers for Disease Control and Prevention, Behavioral Risk Factor Surveillance System
- U.S. Census Bureau, American Community Survey, County Business Patterns
- National Cancer Institute, State Cancer Profiles
- University of Wisconsin Population Health Institute, County Health Rankings
- National Vital Statistics System
- Feeding America
- U.S. Department of Labor, Bureau of Labor Statistics
- U.S. Department of Education, EDFacts and data analysis by CARES
- National Center for Education Statistics, NCES – Common Core of Data
- American Community Survey
- Federal Bureau of Investigation, FBI Uniform Crime Reports
- Opportunity Insights
- The Eviction Lab
- Trust for Public Land
- U.S. Department of Agriculture, Economic Research Service, USDA – Good Access Research Atlas
- Johns Hopkins University

## Prioritized needs

The above chart outlining the data for each significant health need was shared with the CHNA Steering Committee. These leaders were asked to discuss and come to a consensus on the top issues based on the magnitude, severity, and feasibility of each need, data presented and their personal experiences working in the community. The committee utilized the following definitions for magnitude, severity and feasibility. Magnitude was defined as the number of people or individuals that may be affected by a certain condition or description of health. Severity was defined as to the degree that no prevention or intervention took place that this condition or description could lead to early death or disability. Feasibility was defined as the ability that health care systems could play a role in modifying the condition or outcome. According to this work, the significant community health needs, ranked order of priority, include:

1. Brain/Mental health
2. Access to care
3. Cancer
4. Obesity, obesity-associated disease, exercise
5. Access to childcare

## Community resources and ongoing projects

The advisory committee identified the following community resources and ongoing projects that are currently available or underway to address the highest priority health needs.

Brain/ Mental Health Resources		
Organization	Description	Address/ Location
MercyOne Genesis Aledo Medical Center	Mental Health services	409 NW 9 <sup>th</sup> Ave Aledo IL 61231  309 582-9100
Bethany for Children and Families	<ul style="list-style-type: none"> <li>• Child Welfare Services</li> <li>• Phoenix Day Treatment Program</li> <li>• Homeless Services</li> <li>• Behavioral Health Intervention Services</li> <li>• Licensed Therapists can treat:               <ul style="list-style-type: none"> <li>• Depression</li> <li>• Trauma</li> <li>• Self-harm</li> <li>• School-related issues such as peer problems and bullying</li> <li>• Anxiety</li> <li>• Relationship problems</li> <li>• Grief and loss</li> <li>• Adjustment disorders</li> <li>• Childhood/adolescent disorders</li> </ul> </li> </ul>	1830 6th Ave, Moline IL 61265  309-797-7700
Bridgeway	<ul style="list-style-type: none"> <li>• Community Support Services</li> <li>• Community Housing</li> <li>• First Episode Psychosis</li> <li>• Mental Health Treatment and Recovery</li> <li>• Mobile Crisis Response</li> <li>• Substance Use Disorder Treatment, Recovery and Prevention</li> <li>• Employment Services for Persons with Disabilities</li> <li>• Employment Opportunities</li> <li>• Mental Health First Aid</li> <li>• Recovery Oriented System of Care</li> <li>• Youth Empowerment Service</li> </ul>	2323 Windish Dr, Galesburg IL 61401  309-344-2323  800-322-7143 (Emergency Service)
The Center for Youth and Family Solutions	<ul style="list-style-type: none"> <li>• Foster Care</li> <li>• Adoption</li> <li>• Seniors</li> <li>• Youth, Family &amp; Community Outreach Services</li> <li>• Guardian Angel Residential Program for Youth</li> <li>• Behavioral Health &amp; Counseling</li> <li>• Pregnancy Counseling Services</li> <li>• Intact Family Intervention</li> </ul>	4703 44th St, Rock Island IL 61201  309-786-0770 309-788-9581

Creative Counseling for Healthy Living, LLC	<ul style="list-style-type: none"> <li>• Individual Counseling</li> <li>• Couples Counseling</li> <li>• Family Counseling</li> <li>• Theraplay Informed Counseling</li> </ul>	604 35th Ave Ste D, Moline IL 61265  309-429-8959
Eagle View Behavioral Health	<p>Inpatient Hospital Services</p> <ul style="list-style-type: none"> <li>• Individual, Group, Family, &amp; Recreational Therapy</li> <li>• Recreational Therapy</li> <li>• Medication Management and Education</li> <li>• 24/7 Nursing Support</li> <li>• Care Coordination &amp; Discharge Planning</li> <li>• Substance Abuse</li> <li>• Specific Programming</li> <li>• Partial Hospitalization Program</li> <li>• Group therapy</li> <li>• Intensive support &amp; structure environment</li> <li>• Physician oversight &amp; medication management</li> <li>• Therapeutic stabilization</li> </ul> <p>The schedule allows for a balance of commitments to family, work and other obligations</p> <ul style="list-style-type: none"> <li>• Intensive Outpatient Program</li> <li>• Group therapy</li> <li>• Therapeutic treatment in a structured environment</li> </ul> <p>A schedule that allows balance with commitments to family, work, school, &amp; other obligations</p>	770 Tanglefoot Ln, Bettendorf IA 52722  563-396-2100
Eagle View Community Health System	<ul style="list-style-type: none"> <li>• Substance Use Services             <ul style="list-style-type: none"> <li>• Substance Use Counseling</li> <li>• Substance Use Evaluations</li> <li>• Group Counseling</li> <li>• Individual Counseling</li> <li>• Urine Drug Screens</li> <li>• DUI Evaluations</li> <li>• DUI Risk Education</li> <li>• DUI Updated Evaluations</li> <li>• Telehealth</li> </ul> </li> <li>• Behavioral Health Services             <ul style="list-style-type: none"> <li>• Couples Therapy</li> <li>• Mental Health Counseling</li> <li>• Group Counseling</li> <li>• Teletherapy</li> </ul> </li> </ul>	1204 Hwy 164 E, Oquawka IL 61469  866-346-1337

Family Counseling & Psychology Center	<ul style="list-style-type: none"> <li>• Cognitive Therapy</li> <li>• Rational-Emotive Therapy</li> <li>• Play Therapy</li> <li>• Family Systems Therapy</li> <li>• Solution Focused Therapy</li> <li>• Problem-solving Therapy</li> <li>• Reality Therapy</li> <li>• Motivational Interviewing Therapy</li> <li>• Relapse Prevention Therapy</li> </ul>	303 18th St, Rock Island IL 61201  309-788-6374
Family Resources	<ul style="list-style-type: none"> <li>• Survivor Services (Domestic Abuse, Sexual Abuse, Human Trafficking, Homicide, and other Violent Crimes) <ul style="list-style-type: none"> <li>• Counseling and Therapy</li> <li>• Support Groups</li> <li>• Emergency Crisis Assistance</li> <li>• Sheltering and Rapid Rehousing</li> <li>• Medical and Legal Advocacy</li> <li>• Safety Planning</li> <li>• Employment Assistance</li> <li>• Education and Awareness</li> <li>• Mentoring</li> </ul> </li> <li>• Mental Health &amp; Counseling</li> <li>• Comprehensive Care Coordination</li> <li>• Foster Group Care Foster &amp; Adoption</li> </ul>	1521 47th Ave, Moline IL 61265  309-797-6534  <b>24-Hour Crisis Line</b> IA: 866-921-3354 IL: 309-797-1777
MercyOne Genesis Aledo Family Medicine	<ul style="list-style-type: none"> <li>• Family Practice</li> <li>• Pediatrics</li> <li>• Internal Medicine</li> <li>• Gynecology</li> <li>• Psychology <ul style="list-style-type: none"> <li>• Kurt Doyle, LCSW</li> <li>• Lindsay Chick, PMHNP-BC</li> </ul> </li> <li>• Integrative Wellness</li> </ul>	1007 NW 3rd St, Aledo IL 61231  309-582-9450
MercyOne Genesis Psychology Associates	<ul style="list-style-type: none"> <li>• Psychological assessment</li> <li>• AD/HD Evaluation</li> <li>• Forensic assessments</li> </ul> Counseling specific to: <ul style="list-style-type: none"> <li>• Anxiety</li> <li>• Depression</li> <li>• Adjustment difficulties</li> <li>• Grief and bereavement</li> <li>• Health related issues</li> <li>• Sexual abuse</li> <li>• Stress management</li> <li>• Marriage and family issues</li> <li>• Anger management</li> <li>• Issues related to aging</li> <li>• Attention deficit disorder</li> </ul>	4455 E 56th St, Davenport IA 52807  563-355-2577



Lincoln Prairie Behavioral Health Center	Youth Specific Services <ul style="list-style-type: none"> <li>• Inpatient services</li> <li>• LGBTQ Program</li> <li>• Dual Diagnosis/ MISA</li> <li>• Outpatient services</li> <li>• Partial Hospitalization Program</li> <li>• Telehealth</li> </ul>	5230 S 6th St Road Springfield IL 62703  217-585-1180
Lutheran Social Services of Illinois	<ul style="list-style-type: none"> <li>• Children's Community Services             <ul style="list-style-type: none"> <li>• Foster Care</li> <li>• Family Support Services</li> <li>• Lifebooks</li> <li>• Post-Adoption Services</li> </ul> </li> <li>• Behavioral Health Services             <ul style="list-style-type: none"> <li>• Alcohol/Drug Treatment</li> <li>• Mental Health Services</li> <li>• Intellectual/Developmental Disability Programs</li> </ul> </li> <li>• Affordable Housing Services</li> <li>• Prisoner and Family Ministry             <ul style="list-style-type: none"> <li>• Re-entry Services</li> <li>• Storybook Project</li> </ul> </li> <li>• Senior Services             <ul style="list-style-type: none"> <li>• Home Care</li> </ul> </li> </ul>	1001 E Touhy Ave Ste 50, Des Plaines IL 60018  847-635-4600
Mercer County Family Crisis Center	Services available for survivors of violence and/or abuse and their dependents: <ul style="list-style-type: none"> <li>• Personal Advocacy</li> <li>• Legal Advocacy</li> <li>• Assistance with Crime Victims Compensation</li> <li>• Forensic Interviews</li> <li>• Medical Evaluation Referrals</li> <li>• Mental Health Referral for Services</li> <li>• Multidisciplinary Team Reviews</li> <li>• Information and referrals</li> <li>• Case Tracking</li> <li>• Community Education and Training</li> <li>• Prevention and Education Programs</li> <li>• Courtroom and Testimony Preparation</li> <li>• Court Accompaniment</li> </ul>	110 NW 3rd Ave, Aledo IL 61231  309-582-7233 <b>24 Hour Crisis Line</b>
Pathways Counseling Solutions	<ul style="list-style-type: none"> <li>• Individual Counseling</li> <li>• Family Counseling</li> <li>• Couples Counseling</li> <li>• EMDR</li> <li>• Reiki</li> </ul>	311 E Main (Bondi Building) Ste 514, Galesburg IL 61401  309-351-5255
The Project	<ul style="list-style-type: none"> <li>• STD/HIV Testing</li> <li>• HIV Self Testing</li> <li>• Harm Reduction</li> <li>• LGBTQ+ Health</li> <li>• Counseling/ Counseling Groups</li> <li>• Hepatitis C</li> <li>• PREP/PEP</li> </ul>	1701 River Drive, Suite 110 Moline IL 61265  309-762-5433

	<ul style="list-style-type: none"> <li>• Living with HIV</li> <li>• Outreach and Prevention</li> <li>• Survivor Services</li> <li>• The Village Project</li> <li>• Two Rivers Pharmacy</li> </ul>	
Quad City Behavioral Health Associates	<ul style="list-style-type: none"> <li>• Individual Therapy</li> <li>• Family Therapy</li> <li>• Group Therapy</li> </ul> Will not bill IL Medicaid/Medicare	4709 44th St Ste 5, Rock Island IL 61201 309-558 0258
Robert Young Center	<ul style="list-style-type: none"> <li>• Outpatient Mental Health Treatment</li> <li>• Medication Management</li> <li>• Inpatient Mental Health Treatment</li> <li>• Partial Hospital Program</li> <li>• Emergency Psychiatric Services</li> <li>• Group Therapy</li> <li>• Peer Support</li> <li>• Substance Use Treatment</li> <li>• Medication-Assisted Treatment (MAT)</li> <li>• Hospital-based Substance Treatment</li> <li>• Medical Detoxification Services</li> <li>• Residential Rehab</li> <li>• Intensive Outpatient Program</li> </ul>	4600 3rd St, Moline IL 61265  309-779-2031 Mobile Crisis Response Team 309-779-2999
(SASS) Screening, Assessments and Support Services	<ul style="list-style-type: none"> <li>• Crisis mental health service program for children and adolescents, who are experiencing a psychiatric emergency</li> <li>• SASS agencies provide intensive mental health services for eligible children and youth who may need hospitalization, or community based mental health care</li> </ul>	CARES Crisis Line: 1-800-345-9049  1-773-523-4504 (TTY)
Southpark Psychology	<ul style="list-style-type: none"> <li>• Services for:</li> <li>• Depression</li> <li>• Eating disorders</li> <li>• Stress management</li> <li>• Behavioral problems</li> <li>• Chronic pain / illness</li> <li>• Anxiety states</li> <li>• Family issues</li> <li>• Self-improvement</li> <li>• Lifestyle changes</li> <li>• Intimacy issues</li> <li>• Divorce aftermath</li> <li>• Marital / relationship issues</li> <li>• Addiction recovery</li> <li>• Adolescent psychology</li> </ul>	2100 52nd Ave, Moline IL 61265  309-797-2900

	<ul style="list-style-type: none"> <li>• Aging issues</li> <li>• Exposure therapy</li> <li>• Dialectical therapy</li> <li>• Pornography addiction</li> <li>• Medication management</li> <li>• Psychological, Neuropsychological Diagnostic Testing and Evaluation:</li> <li>• ADHD</li> <li>• Attention problems</li> <li>• Neuropsychic screening</li> <li>• Memory assessment</li> <li>• Pre-surgical psychological testing</li> </ul>	
Transitions Mental Health Services	<ul style="list-style-type: none"> <li>• Psychiatric Therapy Services</li> <li>• Employment Services</li> <li>• 12-bed Residential Facility</li> <li>• Counseling</li> <li>• Scott County Mental Health Court</li> </ul>	<p>2202 18th Ave, Rock Island IL 61201</p> <p>2326 16th St, Moline IL 61265</p> <p>309-793-4993 309-283-1228</p>
Vera French Community Mental Health Center	<p>Adult Services</p> <ul style="list-style-type: none"> <li>• Psychiatric assessments /Evaluation</li> <li>• Individual Therapy</li> <li>• Group Therapy</li> <li>• Family Therapy</li> <li>• Medication Management</li> <li>• Transportation by referral</li> <li>• Residential Care</li> <li>• Telehealth</li> <li>• Crisis Stabilization Home</li> <li>• Supported Community Living</li> </ul> <p>Child &amp; Adolescent Services</p> <ul style="list-style-type: none"> <li>• Psychiatric Assessments/ Evaluation</li> <li>• Mental Health Evaluations</li> <li>• Treatment Planning</li> <li>• Solution Focused Intervention</li> <li>• Play Therapy</li> <li>• Parent-Child Interaction Therapy (PCIT)</li> <li>• Medication Management</li> <li>• Transportation by referral</li> <li>• Vera French Housing</li> </ul>	<p>1441 W Central Park Ave, Davenport IA 52804</p> <p>563-383-1900</p>

Brain/Mental Health Ongoing Projects		
Organization/Group Name	Description	Address/Link
MercyOne Genesis Aledo Medical Center	<p>Emergency Department</p> <p>Licensed Clinical Social Worker Advanced Psychological Nurse</p>	<p><a href="https://www.genesishealth.com/facilities/location-public-profile/medical-center-aledo/">https://www.genesishealth.com/facilities/location-public-profile/medical-center-aledo/</a></p> <p>409 NW 9<sup>th</sup> Ave Aledo IL 61231 309 582-9100</p>

	Practitioner	<a href="https://www.genesishealth.com/facilities/location-public-profile/ghgaledo/">https://www.genesishealth.com/facilities/location-public-profile/ghgaledo/</a>  1007 NW 3rd Street Aledo, IL 61231  309 582-9450
Mercer County Mental Health Action Program	<p>The primary goal of the Mental Health Action Program (MHAP) is to connect those who need it to mental health treatment. MHAP uses mental health case management to reduce the individual's barriers to care, walk with them through the treatment process and provide support throughout.</p> <p>Services:  Barrier Reduction  Mental Health Education  Intensive Case Management  Signs of Suicide  Mental Health First Aid - Adult  Anger Management Services  Referral Services</p>	<a href="https://www.mchdil.com/">https://www.mchdil.com/</a>  305 NW 7th Street Aledo, IL 61231  309-582-3759
Illinois Lyme Association	<ul style="list-style-type: none"> <li>• Mental Health Services for those affected by Lyme and Tick Borne Diseases</li> <li>• Support Groups</li> </ul>	2106 SE 3rd St, Aledo, IL 61231  (309) 582-6735  <a href="https://www.illymeassociation.org/">https://www.illymeassociation.org/</a>

Access to Care Resources		
Organization	Description	Address/ Location
Mercer County Better Together	Emergency Housing Assistance and Navigation	200 N College Ave, Aledo, IL 61231  (309) 574-3123  <a href="https://www.mcbettertogether.org/">https://www.mcbettertogether.org/</a>
Mercer County Health Department	<ul style="list-style-type: none"> <li>• Adolescent and adult navigation</li> <li>• Education on moving from youth to adult healthcare</li> <li>• Safe Dating and Relationship Abuse prevention</li> <li>• Bullying Prevention</li> </ul>	305 NW 7th Street Aledo, IL 61231  309-582-3759  <a href="https://www.mchdil.com/">https://www.mchdil.com/</a>
WRMJ	Provides timely public information resources	129 S. College Ave. Aledo, IL 61231  309-582-5666  <a href="https://wrmj.com/">https://wrmj.com/</a>
MercyOne Genesis Aledo Medical Center	Provides 24 hour emergency care, inpatient and outpatient services	<a href="https://www.genesishealth.com/facilities/location-public-profile/medical-center-aledo/">https://www.genesishealth.com/facilities/location-public-profile/medical-center-aledo/</a> 409 NW 9th Ave Aledo IL 61231 309 582-9100

MercyOne Genesis Aledo Family Medicine	Physicians and primary care providers for Mercer County and surrounding zip codes	<a href="https://www.genesishealth.com/facilities/location-public-profile/ghgaledo/">https://www.genesishealth.com/facilities/location-public-profile/ghgaledo/</a>  1007 NW 3rd Street Aledo, IL 61231  309 582-9450
Mercer County YMCA	<ul style="list-style-type: none"> <li>Chronic Disease Classes</li> </ul>	401 SW 2nd Ave, Aledo, IL 61231  309 582-5101
High Roads Advantage	<ul style="list-style-type: none"> <li>Work Experience Opportunities</li> <li>On the Job training</li> <li>Post-secondary education in high demand fields</li> </ul>	

Cancer Resources		
Organization	Description	Address/ Location
Mercer County YMCA LiveStrong Program	Wellness and strengthening for cancer patients or survivors	401 SW 2nd Ave, Aledo, IL 61231 309 309 582-5101  www.mercercountyyymca.org www.mercercountyyymca.org309 582-5101
MercyOne Genesis Foundation- Pink for the Cure and Mercer Foundation for Health	Free mammograms for those uninsured and underinsured	
Mercer County Health Department	Provides navigation services for cancer screenings with resources for transportation	305 NW 7th Street Aledo, IL 61231  309-582-3759  <a href="https://www.mchdil.com/">https://www.mchdil.com/</a>

Access to Childcare Resources		
Organization	Description	Address/ Location
Mercer County YMCA www.mercercountyyymca.org	Children's School <ul style="list-style-type: none"> <li>Child Care &amp; Preschool Programs</li> <li>Before &amp; After School Programs</li> <li>Day Camp</li> </ul>	400 N College Ave, Aledo IL 61231 309-582-2503 401 SW 2nd Ave, Aledo, IL 61231 309 582-5101
The Cardinals' Nest Child Care Center	Childcare services for: <ul style="list-style-type: none"> <li>15 months-3 years</li> <li>Preschool (3-5 years)</li> <li>School Age (6-12 years)</li> <li>Before and After School</li> </ul>	101 N Holloway St, Alexis IL 61412  309-843-1019
Tiger Tales Childcare	Childcare Services for: <ul style="list-style-type: none"> <li>Infants and Toddlers</li> <li>2-year &amp; 3-year olds</li> </ul>	504 3rd St, Sherrard IL 61281  309-593-4039

	<ul style="list-style-type: none"> <li>• Preschool</li> <li>• School Age</li> </ul>	
Illinois Department of Human Services (IDHS) Child Care Assistance Program (CCAP)	<p>You may be able to get help paying for childcare if you have a child (or children) under the age of 13, and:</p> <ul style="list-style-type: none"> <li>• you are working and meet income requirements, or</li> <li>• you receive TANF and are in an education, training, or other work activity approved by your caseworker, or</li> <li>• you are a teen parent (under age 20) in high school, an alternative school, or GED program, or</li> <li>• you are attending education or training activities including ESL, high school equivalency, GED, vocational training and 2- and 4-year college degree programs.</li> </ul>	IDHS Helpline 1-800-843-6154 1-866-324-5553 TTY
SAL Community Services	<ul style="list-style-type: none"> <li>• Child Care Resources &amp; Referral of Midwestern Illinois</li> <li>• Child Care Connection of Central Illinois</li> <li>• Community Services</li> <li>• Early Head Start Child Care Partnership</li> <li>• Home Child Care Network</li> </ul> <p>Skip-a-Long Childhood Center</p> <ul style="list-style-type: none"> <li>• Full-time Care</li> <li>• Full Day Preschool</li> <li>• Preschool for All Program</li> <li>• School-Age Program</li> </ul>	<p>3800 Avenue of the Cities Suite #108 Moline, IL 61265</p> <p>(309) 764-3724</p> <p>1800 W 1st St, Milan IL 61264 309-787-6303</p>
Project NOW Head Start	<ul style="list-style-type: none"> <li>• No-cost preschool services for income eligible families for children 3-5 years. Open Enrollment takes place all year</li> </ul>	<p>1109 SE 3rd St Aledo IL 61231</p> <p>309-373-3565</p>

Obesity, Obesity-Associated Disease, Exercise Resources		
Organization	Description	Address/ Location
Mercer County Family YMCA	<ul style="list-style-type: none"> <li>• Swim, Sports &amp; Play</li> <li>• Health, Well-being &amp; Fitness</li> <li>• Education &amp; Leadership</li> </ul>	<p>401 SW 2nd Ave, Aledo IL 61231</p> <p>309-582-5101</p> <p><a href="http://www.mercercountyyymca.org">www.mercercountyyymca.org</a></p>

Aledo Main Street	Farmers Market Weekly from June-September	100 East Main St. Aledo IL 61231  309-582-2751  <a href="https://aledomainstreet.com/">https://aledomainstreet.com/</a>
City of Aledo	Walking Paths and parks	120 N College Ave, Aledo, IL 61231  (309) 582-7241  <a href="https://www.aledoil.gov/">https://www.aledoil.gov/</a>

Access to Childcare Ongoing Projects		
Organization/ Group Name	Description	Address/Link
Mercer County YMCA	Child Care & Preschool Programs Before & After School Programs Day Camp	401 SW 2nd Ave, Aledo IL 61231  309-582-5101  <a href="http://www.mercercountyyymca.org">www.mercercountyyymca.org</a>
Mercer County Better Together	Working to conduct childcare needs assessment	<a href="http://www.mcbettertogether.org">www.mcbettertogether.org</a>
MercyOne Genesis Aledo Medical Center	Expressed as a workforce need as there are no second or night shift providers of infant or childcare in Mercer County	<a href="https://www.genesishealth.com/facilities/location-public-profile/medical-center-aledo/">https://www.genesishealth.com/facilities/location-public-profile/medical-center-aledo/</a> 40 NW 9th Ave Aledo IL 61231 309 582-9100



## Next steps

MercyOne Genesis Aledo Medical Center will develop multi-year strategies in the Spring and Summer of 2025, using hospital resources and community partners to address identified community health and social needs. The implementation strategies will be publicly available as separate documents.

Printed copies of this report are available upon request at MercyOne Genesis Aledo Medical Center at 409 NW 9<sup>th</sup> Ave., Aledo, Illinois in Administration. This report is also available electronically at [MercyOne.org/about-us/community-health-and-well-being/](https://www.mercyone.org/about-us/community-health-and-well-being/) and [GenesisHealth.com/about/community-benefit/](https://www.genesishealth.com/about/community-benefit/)

Please email questions, comments, and feedback to [communityhealth@mercyhealth.com](mailto:communityhealth@mercyhealth.com) and 309-582-9100.

The next community needs assessment for MercyOne Genesis Aledo Medical Center will be completed in fiscal year 2028.

## Community Survey Questions

Genesis Medical Center- Aleo is conducting a Community Health Needs Assessment (CHNA). Your input is important! This survey helps us identify and understand changing health and social needs in your community and develop strategies to address them.

- You must be at least 18 years of age to complete this survey.
- All answers are kept confidential.
- If you prefer, you may complete the survey online by going to <https://r1egr5tw.paperform.co> or scan the QR Code



1. What is your zip code? \_\_\_\_\_
2. Within the past 12 months, have you or anyone in your household had trouble accessing any of the following? (Select all that apply).

- |  |   |
|--|---|
| <input type="checkbox"/> Childcare                     | <input type="checkbox"/> Substance use treatment    |
| <input type="checkbox"/> Transportation                | <input type="checkbox"/> Medication                 |
| <input type="checkbox"/> Food                          | <input type="checkbox"/> Exercise opportunities     |
| <input type="checkbox"/> Housing and utilities         | <input type="checkbox"/> Dental care                |
| <input type="checkbox"/> Medical care                  | <input type="checkbox"/> Mental health care         |
| <input type="checkbox"/> Unemployment assistance       | <input type="checkbox"/> Domestic violence services |
| <input type="checkbox"/> Language translation services | <input type="checkbox"/> Access to a phone          |
| <input type="checkbox"/> None of the above             | <input type="checkbox"/> Other:<br>_____            |

3. Do you have any of the following health concerns? (Select all that apply).

- |   |   |
|---|---|
| <input type="checkbox"/> Overweight/Obesity | <input type="checkbox"/> Asthma/ COPD/ lung disease                           |
| <input type="checkbox"/> Cancer             | <input type="checkbox"/> Sexually transmitted disease                         |
| <input type="checkbox"/> Diabetes           | <input type="checkbox"/> Mental health challenges (anxiety, depression, etc.) |

- |  |  |
|--|--|
| <input type="checkbox"/> Heart problems (heart disease, high blood pressure, high cholesterol) | <input type="checkbox"/> Substance misuse/abuse challenges |
| <input type="checkbox"/> No health concerns  | <input type="checkbox"/> Other                             |
- 

4. Have you been able to easily receive care for your health concerns?

- |   |   |
|---|---|
| <input type="checkbox"/> Yes                                  | <input type="checkbox"/> I have received some care, but not all that I need |
| <input type="checkbox"/> I have not been able to receive care | <input type="checkbox"/> I have no health concerns                          |

5. What challenges have you faced in receiving regular primary care services? (Select all that apply)

- |  |  |
|--|--|
| <input type="checkbox"/> No insurance/ Not able to pay/ Deductible too high      | <input type="checkbox"/> I feel uncomfortable sharing personal information with a doctor |
| <input type="checkbox"/> Lack of transportation                                  | <input type="checkbox"/> Feeling judged by health care professional                      |
| <input type="checkbox"/> Nearest healthcare facility or pharmacy is too far away | <input type="checkbox"/> Can't afford prescriptions                                      |
| <input type="checkbox"/> Scheduling conflicts/ limited facility hours            | <input type="checkbox"/> Availability of appointments                                    |
| <input type="checkbox"/> No healthcare services in network                       | <input type="checkbox"/> None  |
| <input type="checkbox"/> Other:  |  |
- 

6. Are there any barriers preventing you from receiving mental health services (Select all that apply)

- |   |  |
|---|--|
| <input type="checkbox"/> I have tried mental health services and they did not work for me | <input type="checkbox"/> I feel ashamed or uncomfortable talking about personal issues |
|---|--|

- |   |  |
|---|--|
| <input type="checkbox"/> I have tried but it takes too long to get an appointment | <input type="checkbox"/> I do not know if my insurance covers mental health                    |
| <input type="checkbox"/> Services are too expensive/ large deductible             | <input type="checkbox"/> I have not experienced any barriers. I am getting the services I need |
| <input type="checkbox"/> Lack of transportation                                   | <input type="checkbox"/> I do not need treatment   |
| <input type="checkbox"/> Other  |  |
- 

7. Do you go to the dentist regularly (1-2 times per year)?

- |                              |                             |
|------------------------------|-----------------------------|
| <input type="checkbox"/> Yes | <input type="checkbox"/> No |
|------------------------------|-----------------------------|

8. Do your kids go to the dentist regularly (1-2 times per year)?

- |   |                             |
|---|-----------------------------|
| <input type="checkbox"/> Yes            | <input type="checkbox"/> No |
| <input type="checkbox"/> Not applicable |                             |

9. What are your **TOP THREE (3)** health concerns for **ADULTS** in your community? (Select three)

- |   |  |
|---|--|
| <input type="checkbox"/> Obesity  | <input type="checkbox"/> Cancer  |
| <input type="checkbox"/> Diabetes   | <input type="checkbox"/> Stroke  |
| <input type="checkbox"/> Substance misuse/abuse (alcohol, drug, tobacco)  | <input type="checkbox"/> Heart problems (heart disease, high blood pressure, high cholesterol) |
| <input type="checkbox"/> Access to primary care (regular doctor)  | <input type="checkbox"/> Access to specialist care   |
| <input type="checkbox"/> Sexually transmitted infections (STIs) (HIV, Syphilis, Chlamydia, Hepatitis, Gonorrhea, Herpes, HPV) | <input type="checkbox"/> Mental health   |
| <input type="checkbox"/> Dental health  | <input type="checkbox"/> Safe driving  |
| <input type="checkbox"/> Asthma/ COPD/ lung disease   | <input type="checkbox"/> Food access   |

☐ Homelessness/ housing concerns      ☐ Alzheimer's/ Dementia

☐ Other

---

10. What are your **TOP THREE** (3) health and social risks for **CHILDREN** (0-17 years old) in your community? (Select three)

☐ Obesity

☐ Alcohol use

☐ Drug use

☐ Tobacco use (including vaping)

☐ Sexual behavior (STIs and teen pregnancy)

☐ Mental health

☐ Asthma/ COPD/ lung disease

☐ Access to health care

☐ Dental health

☐ Homelessness/ housing concerns

☐ Bullying

☐ Dropping out of school

☐ Screen time

☐ Unsafe homes

☐ Other

---

11. Do you or someone in your household smoke cigarettes or vape tobacco? (Select all that apply)

☐ Yes, cigarettes

☐ Yes, vaping

☐ Yes, cigarettes and vaping

☐ No

12. In the last MONTH, How often have you had (5 or more for men, 4 or more for women) alcoholic drinks within two hours?

☐ Never

☐ Less than once a week

☐ Once a week

☐ 2-3 times a week

☐ More than 3 times a week

13. If you have ever been prescribed medication, have you ever taken more medication than the prescribed amount?

- |   |   |
|---|---|
| <input type="checkbox"/> Not applicable | <input type="checkbox"/> Never            |
| <input type="checkbox"/> Once           | <input type="checkbox"/> A few times      |
| <input type="checkbox"/> Frequently     | <input type="checkbox"/> Most of the time |

14. In the last SIX (6) MONTHS what substances have you used? (Select all that apply)

- |   |   |
|---|---|
| <input type="checkbox"/> Marijuana (hash, weed, pot)  | <input type="checkbox"/> Heroin   |
| <input type="checkbox"/> Prescription opioid painkillers not prescribed to me (e.g. OxyContin, Percocet, Vicodin, Dilaudid, fentanyl) | <input type="checkbox"/> Methamphetamine (meth)                               |
| <input type="checkbox"/> Prescription stimulants NOT prescribed to be (e.g. Adderall, Ritalin)  | <input type="checkbox"/> Benzos (e.g. Xanax, Valium)                          |
| <input type="checkbox"/> Xylazine (tranq)   | <input type="checkbox"/> Kratom (herbal speedball)                            |
| <input type="checkbox"/> Ketamine (special K)   | <input type="checkbox"/> Cocaine (crack)                                      |
| <input type="checkbox"/> Inhalants (e.g. whippets, huffing)   | <input type="checkbox"/> LSD (e.g. acid, mushrooms, PCP, angel dust, ecstasy) |
| <input type="checkbox"/> Synthetics (e.g. spice, K2)  | <input type="checkbox"/> Combination of substances at the same time           |
| <input type="checkbox"/> None   |   |

15. Do you have a safe place to sleep regularly? (i.e. rent, own, staying with someone)

- |                              |                             |
|------------------------------|-----------------------------|
| <input type="checkbox"/> Yes | <input type="checkbox"/> No |
|------------------------------|-----------------------------|

16. In the past TWO (2) YEARS have you ever felt that the doctor or medical staff you saw judged you unfairly or treated you with disrespect because of your race, ethnicity, gender, age, religion, physical appearance, sexual orientation, or other characteristics?

☐ Yes

☐ No

17. What is your age?

☐ 18-24

☐ 25-34

☐ 35-44

☐ 45-54

☐ 55-64

☐ 65-74

☐ 75 and over

18. What is your gender?

☐ Male

☐ Female

☐ Other

☐ Prefer not to answer

19. What is your Race/Ethnicity?

☐ Native American or Alaskan  
Native

☐ Asian

☐ Black or African American

☐ Hispanic or Latino

☐ Middle Eastern or North African

☐ Native Hawaiian or other Pacific Islander

☐ White or Caucasian

☐ Two or more races

☐ Other  
\_\_\_\_\_

20. What is your highest level of education?



- |   |   |
|---|---|
| <input type="checkbox"/> No high school       | <input type="checkbox"/> Some high school |
| <input type="checkbox"/> High school graduate | <input type="checkbox"/> Some college     |
| <input type="checkbox"/> College graduate     | <input type="checkbox"/> Advanced degree  |

21. What kind of healthcare coverage do you have? (Select all that apply)

- |   |   |
|---|---|
| <input type="checkbox"/> Privately purchased health insurance | <input type="checkbox"/> Employer provided health insurance |
| <input type="checkbox"/> Medicaid                             | <input type="checkbox"/> Medicare                           |
| <input type="checkbox"/> TRICARE, VA, or military             | <input type="checkbox"/> Dental                             |
| <input type="checkbox"/> Vision                               | <input type="checkbox"/> I do not have health insurance     |

22. What is your family's gross annual income before taxes?

- |   |   |
|---|---|
| <input type="checkbox"/> Less than \$15,000     | <input type="checkbox"/> \$15,000 to \$24,999   |
| <input type="checkbox"/> \$25,000 to \$49,999   | <input type="checkbox"/> \$50,000 to \$74,999   |
| <input type="checkbox"/> \$75,000 to \$99,999   | <input type="checkbox"/> \$100,000 to \$149,000 |
| <input type="checkbox"/> \$150,000 to \$200,000 | <input type="checkbox"/> Over \$200,000         |
| <input type="checkbox"/> Prefer not to answer   |   |

23. Where did you learn about this survey?

- |   |  |
|---|--|
| <input type="checkbox"/> Social media       | <input type="checkbox"/> Radio                       |
| <input type="checkbox"/> Community event    | <input type="checkbox"/> Newspaper                   |
| <input type="checkbox"/> Hospital/clinic    | <input type="checkbox"/> Church bulletin             |
| <input type="checkbox"/> Poster around town | <input type="checkbox"/> Social service organization |
| <input type="checkbox"/> Direct Mail        | <input type="checkbox"/> Other:                      |
-

Please complete and mail the survey by October 5<sup>th</sup>, 2024 to Genesis Medical Center (GMC) Aledo at:

Genesis Medical Center Aledo

409 NW 9<sup>th</sup> Avenue

Aledo, IL 61231

If you would like to participate in a future community focus group discussion, please provide your information at <https://osrlgwrs.paperform.co>

Thank you for taking the time to help us better understand the health needs of our community! The published Aledo Community Health Needs Assessment will be available in June 2025.

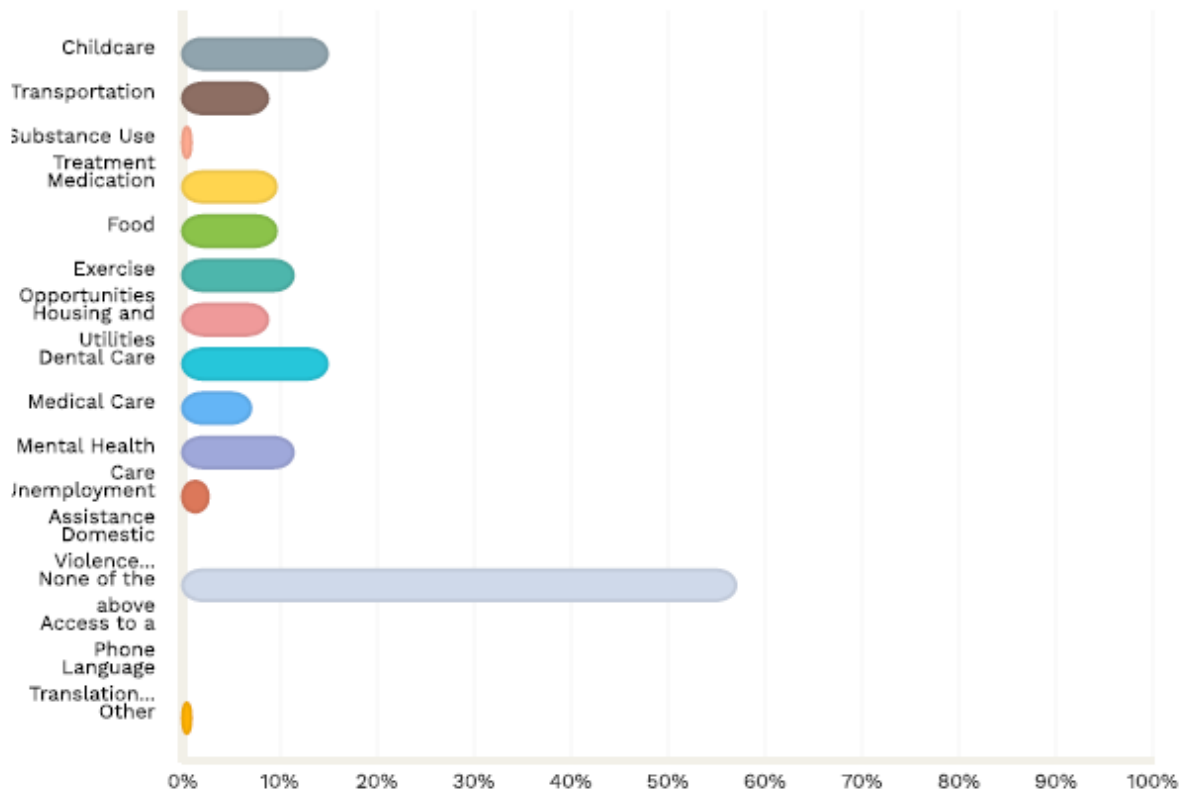
## 2024 Community Survey Analytics Report

### 1. What is your Zip Code?

Answered: 114, Skipped: 0

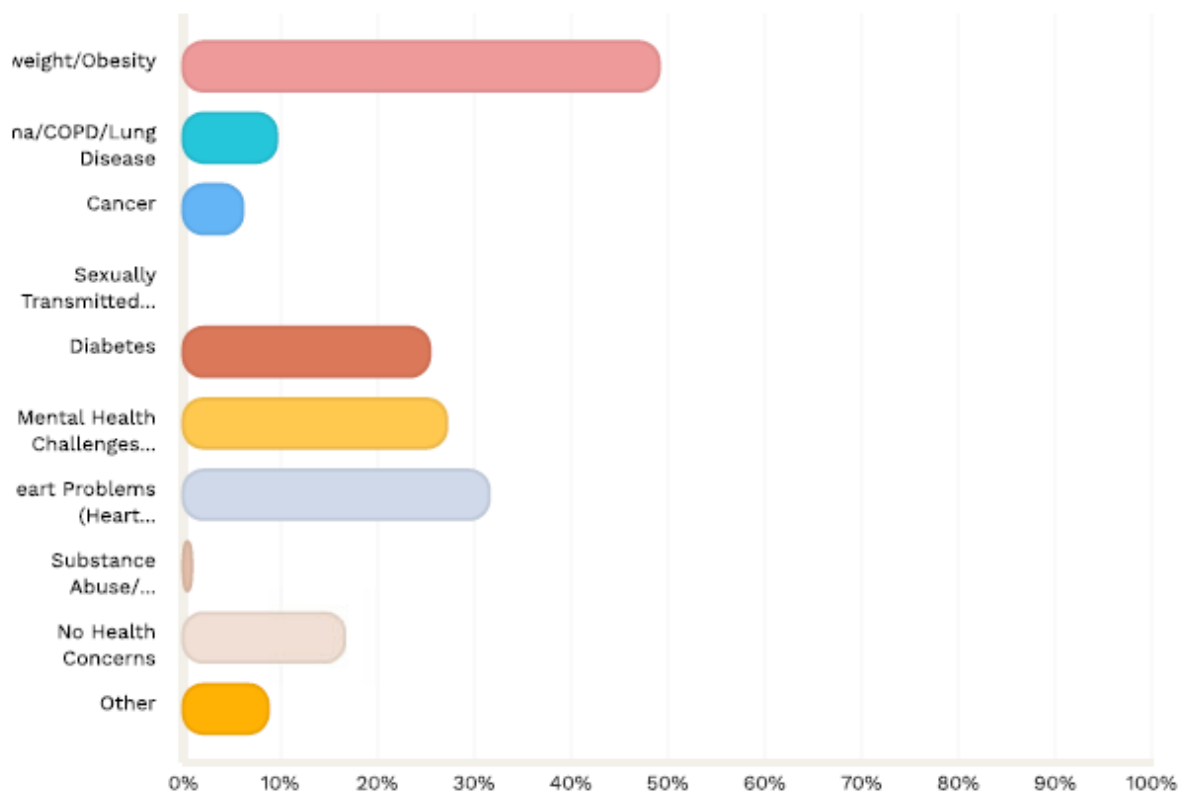
### 2. Within the past 12 months, have you or anyone in your household have trouble accessing any of the following? (Select all that apply)

Answered: 114, Skipped: 0



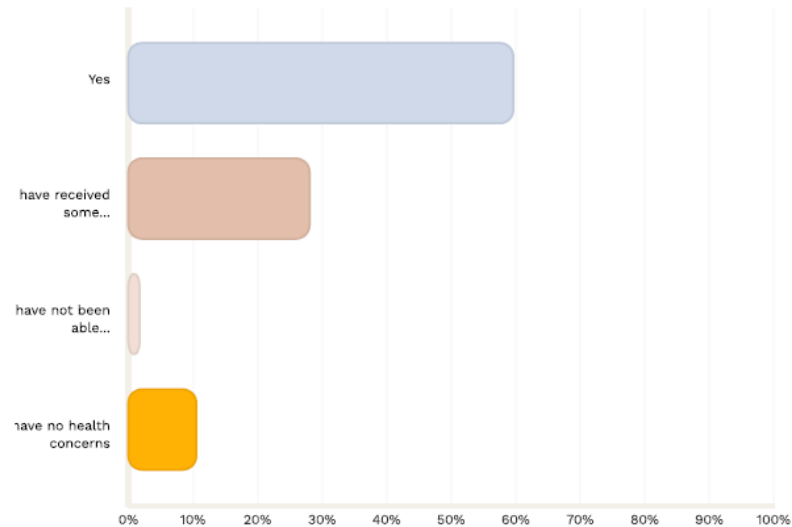
### 3. Do you have any of the following health concerns? (Select all that apply)

Answered: 114, Skipped: 0



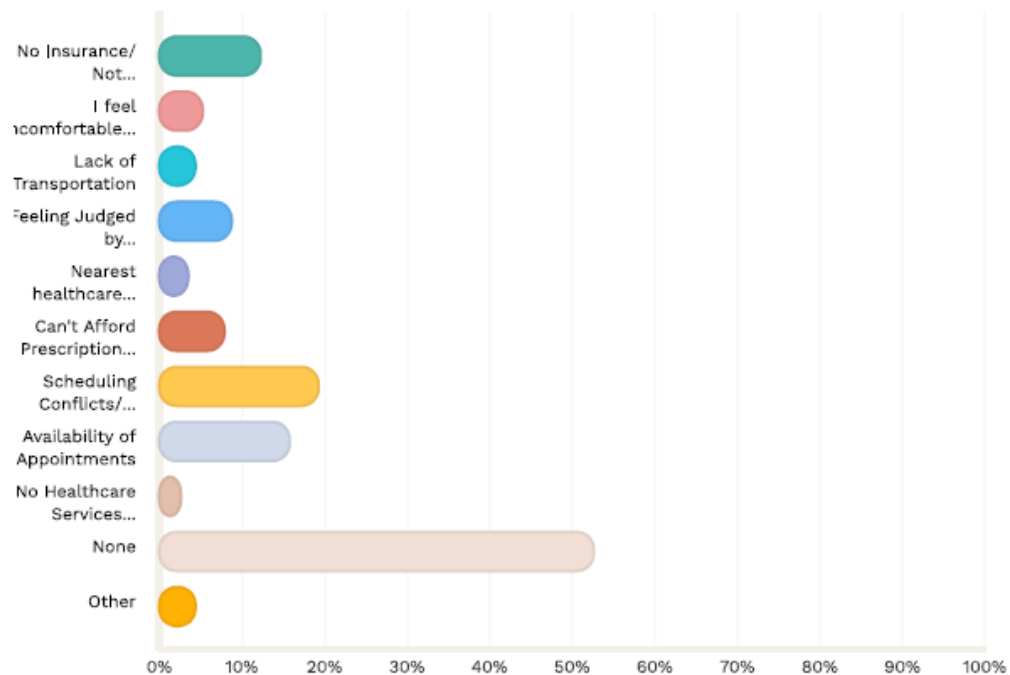
#### 4. Have you been able to receive care for your health concerns?

Answered: 114, Skipped: 0



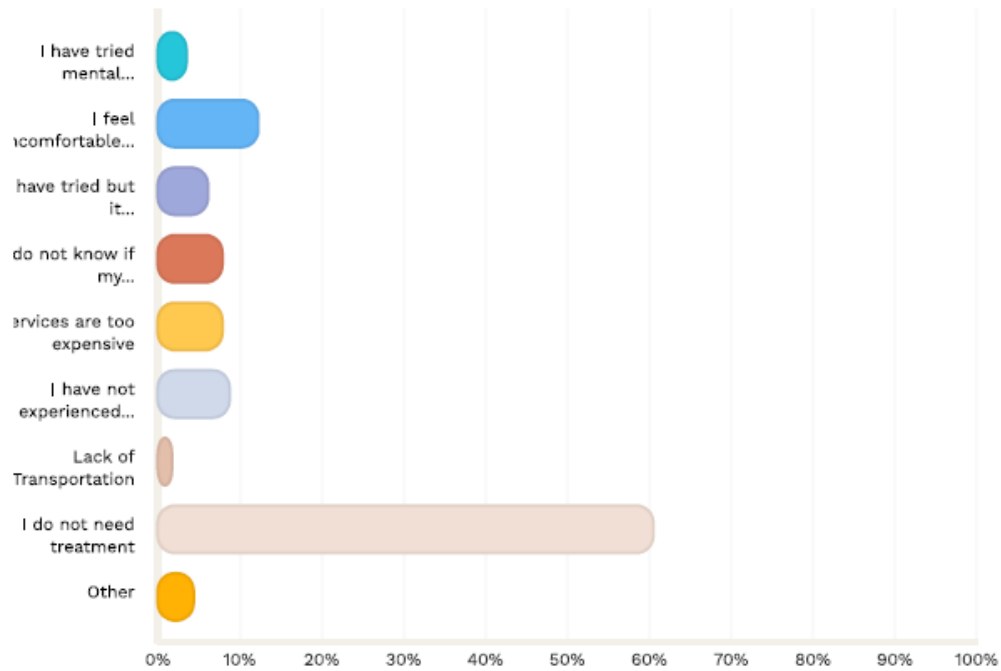
#### 5. What challenges have you faced in receiving regular primary care services? (Select all that apply)

Answered: 114, Skipped: 0



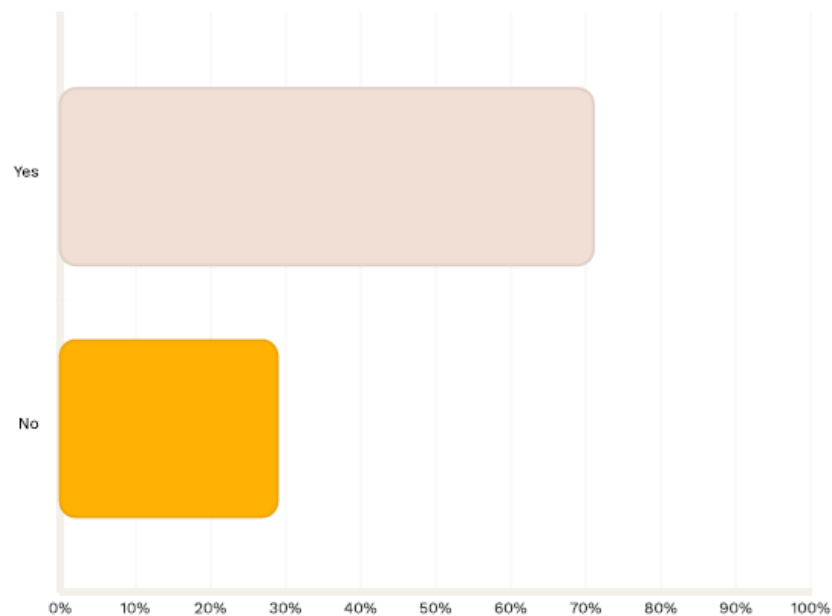
## 6. Are there any barriers preventing you from receiving mental health services? (Select all that apply)

Answered: 114, Skipped: 0



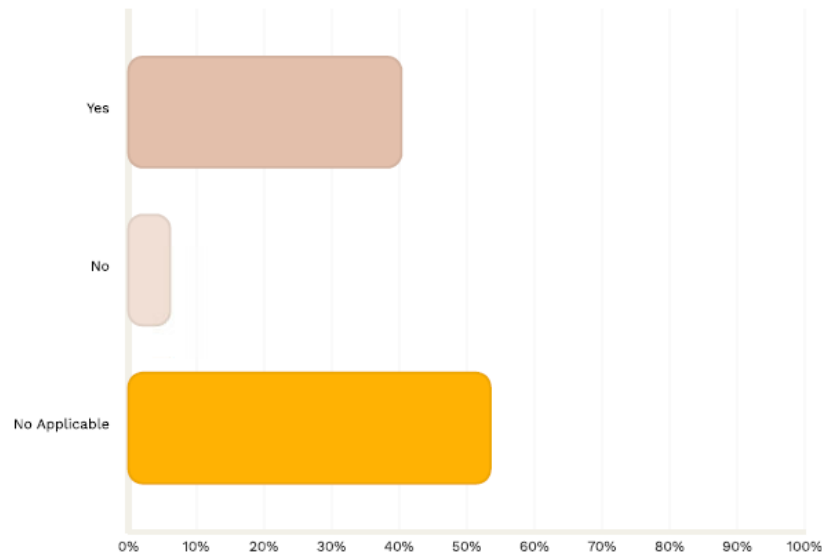
## 7. Do you go to the dentist regularly? (1-2 times per year)

Answered: 114, Skipped: 0



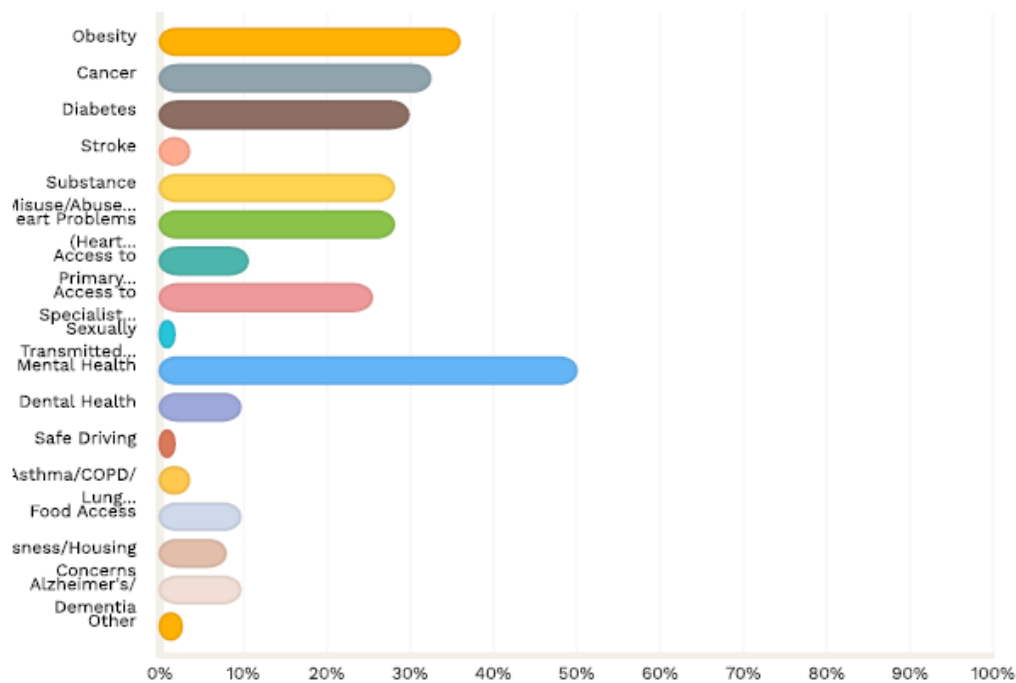
8. Do your kids go to the dentist regularly? (1-2 times per year)

Answered: 114, Skipped: 0



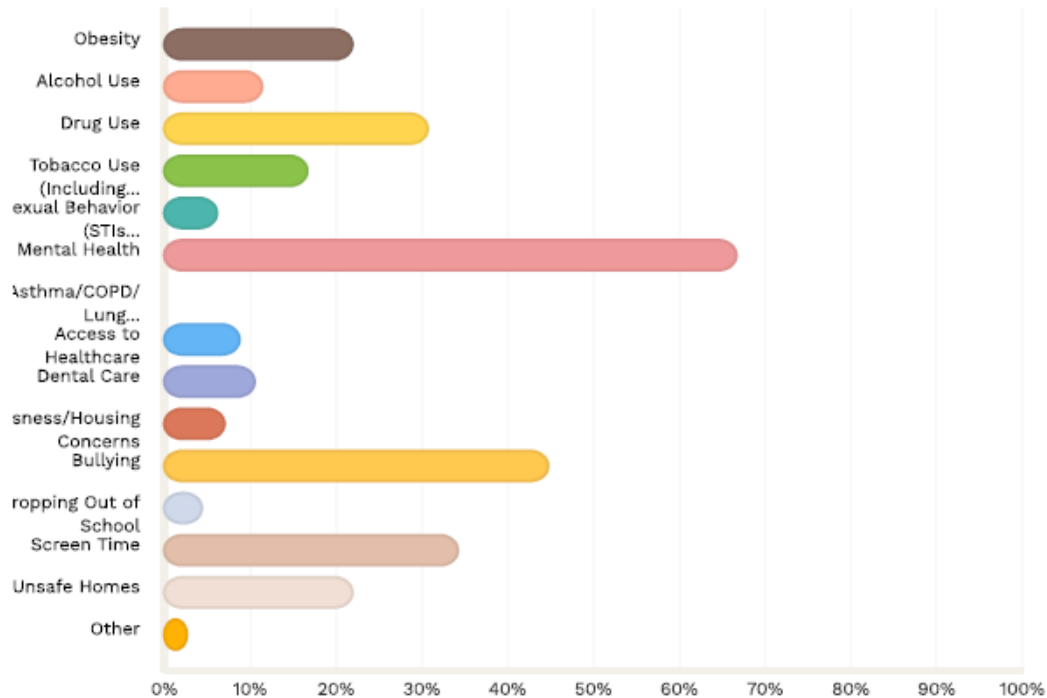
9. What are you TOP THREE (3) health concerns for adults in your community? (Select three)

Answered: 114, Skipped: 0



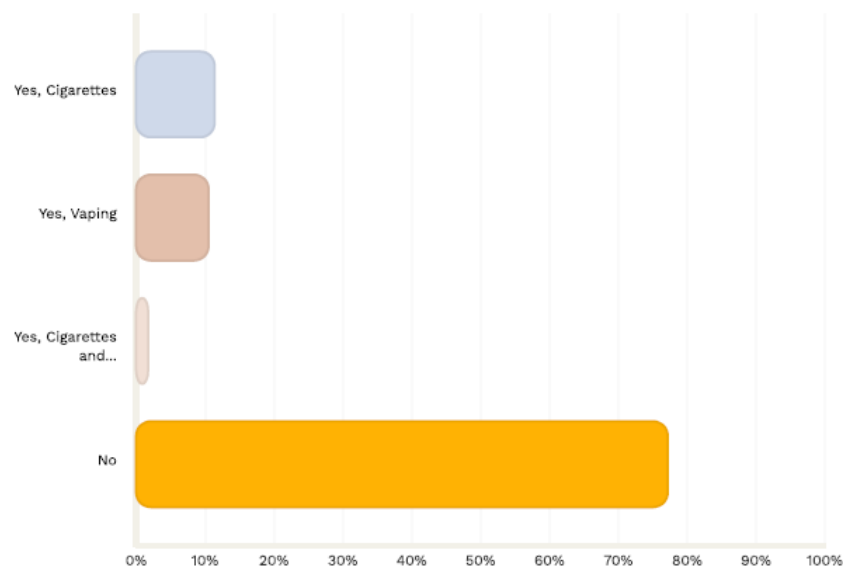
10. What are you TOP THREE (3) health concerns and social risks for children in your community? (Select three)

Answered: 114, Skipped: 0



11. Do you or someone in your household smoke cigarettes or vape tobacco? (Select all that apply)

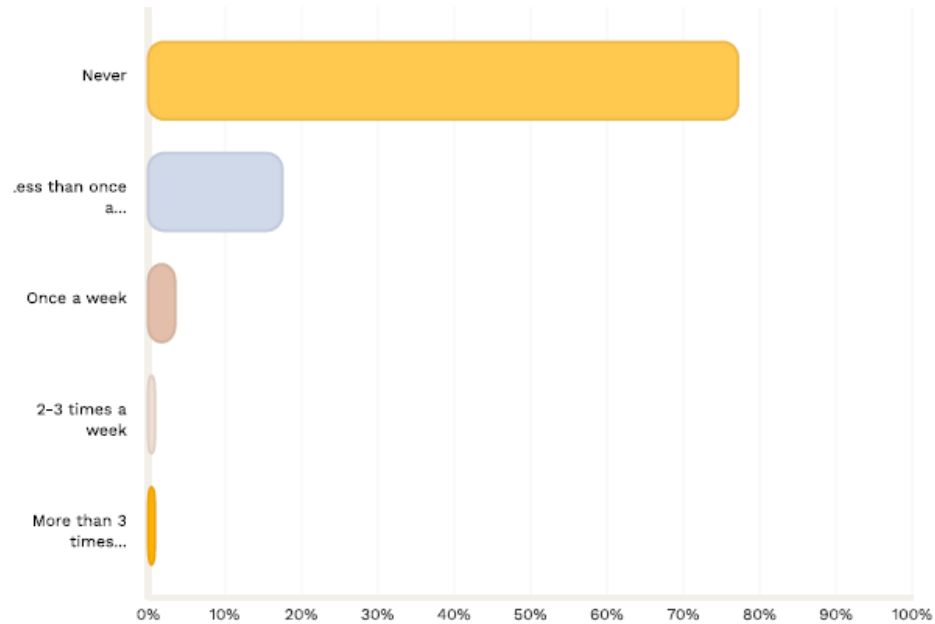
Answered: 114, Skipped: 0





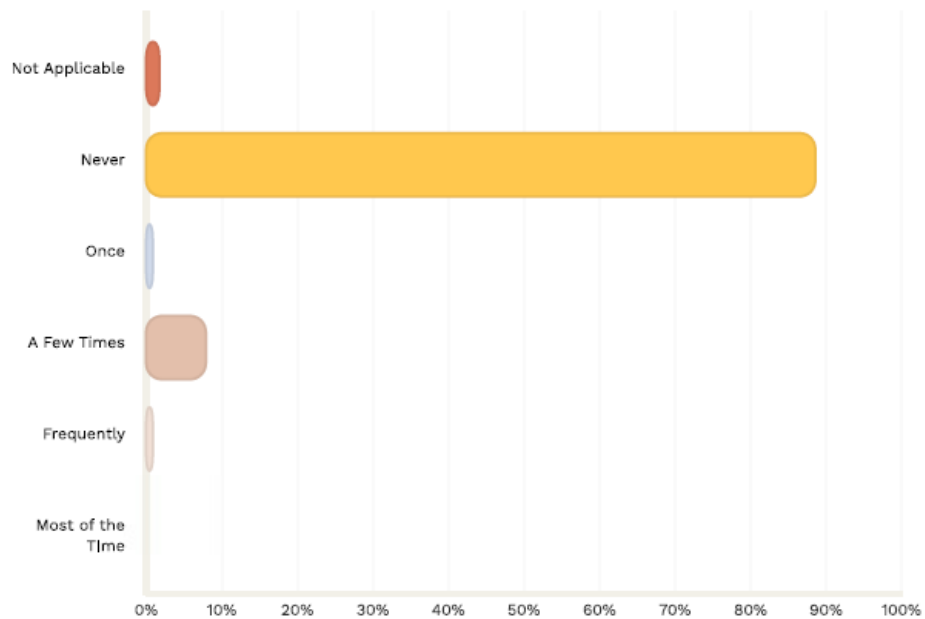
12. In the last month, how often have you had (5 or more for men, 4 or more for women) alcoholic drinks in two hours?

Answered: 114, Skipped: 0



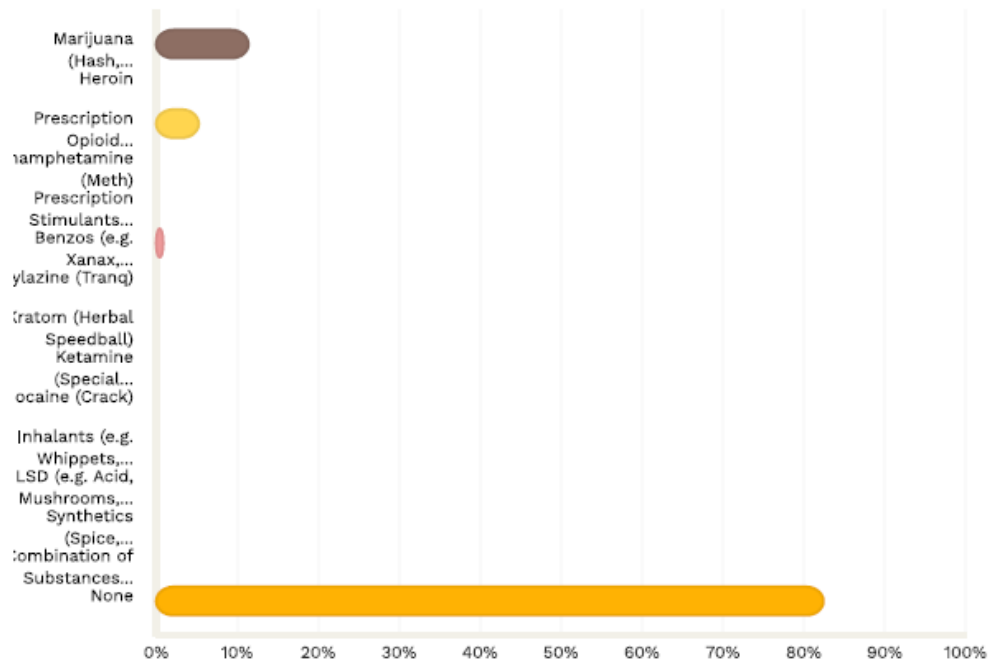
13. If you have ever been prescribed medication, have you ever taken more medication than the prescribed amount?

Answered: 114, Skipped: 0



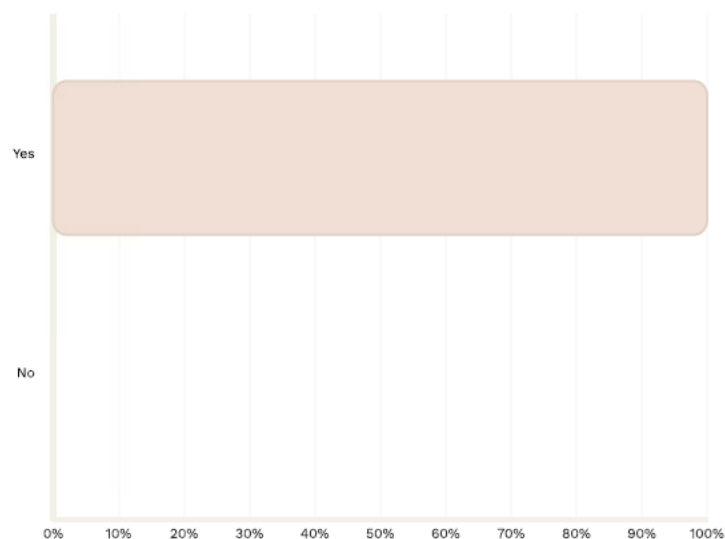
14. In the last six (6) months, which substances have you used? (Select all that apply)

Answered: 114, Skipped: 0



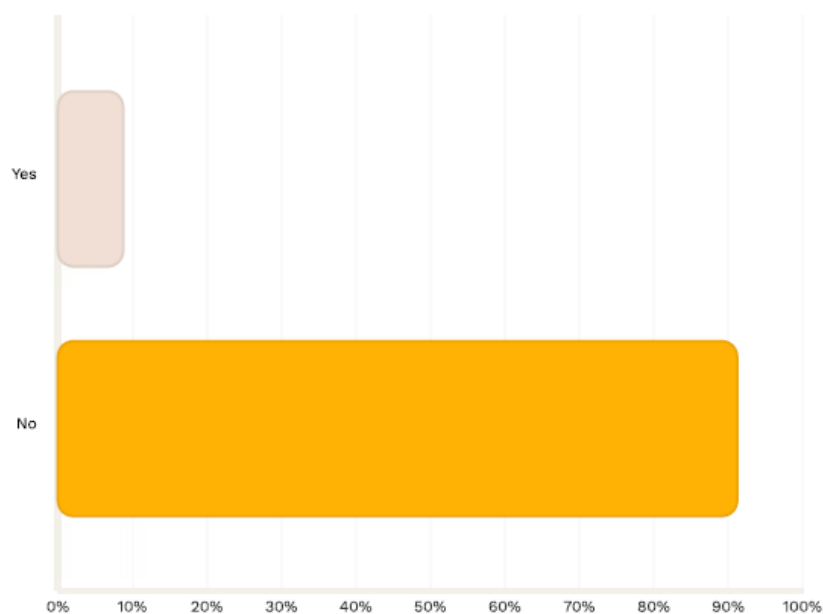
15. Do you have a safe place to sleep regularly? (i.e. rent, own, staying with someone)

Answered: 114, Skipped: 0



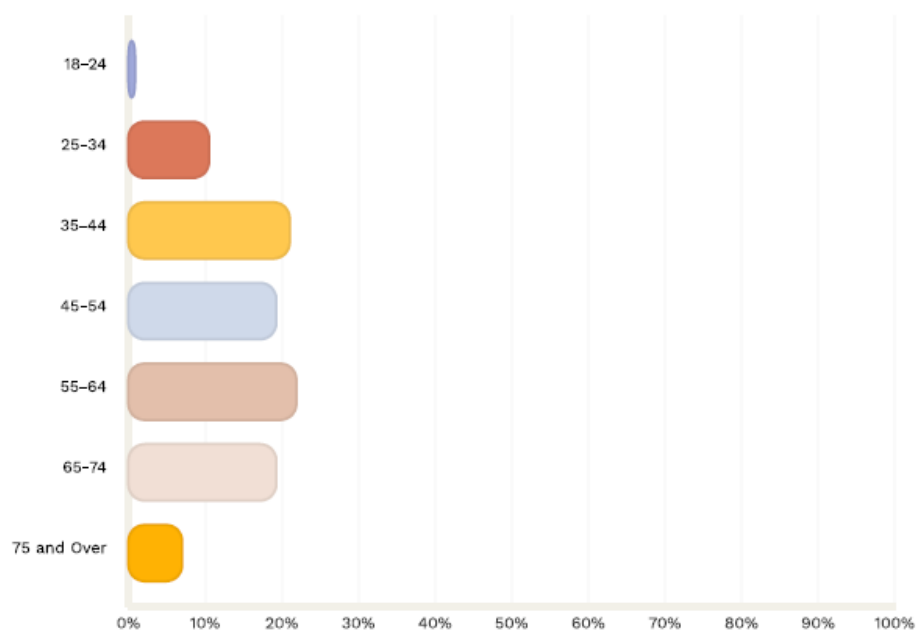
16. In the past two (2) years, have you ever felt the doctor or medical staff you saw judged you unfairly or treated you with disrespect because of your race, gender, sex, ethnicity, religion, physical appearance, sexual orientation, or other characteristics?

Answered: 114, Skipped: 0



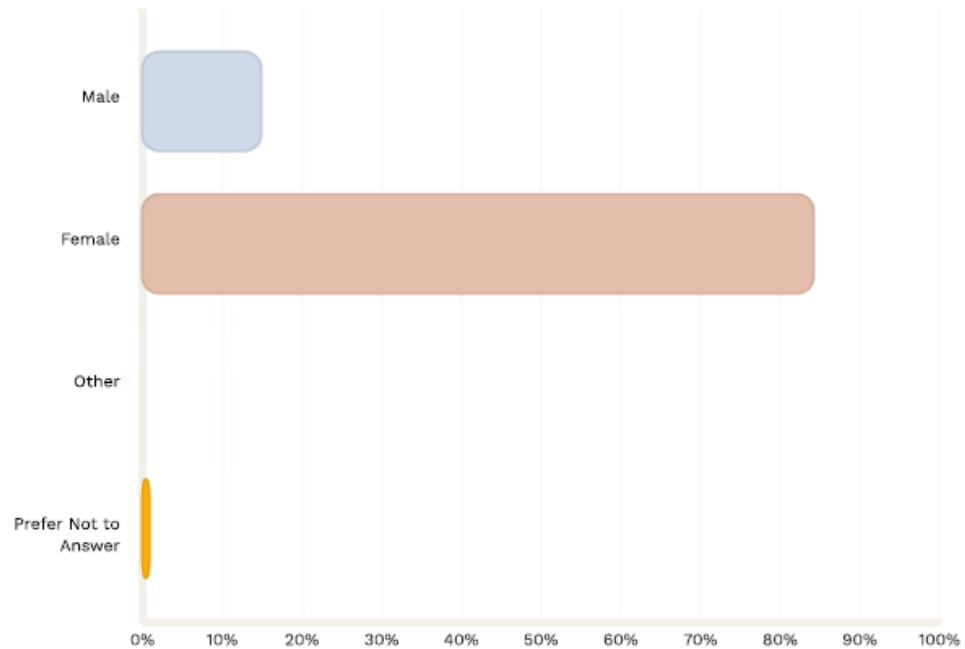
17. What is your age?

Answered: 114, Skipped: 0



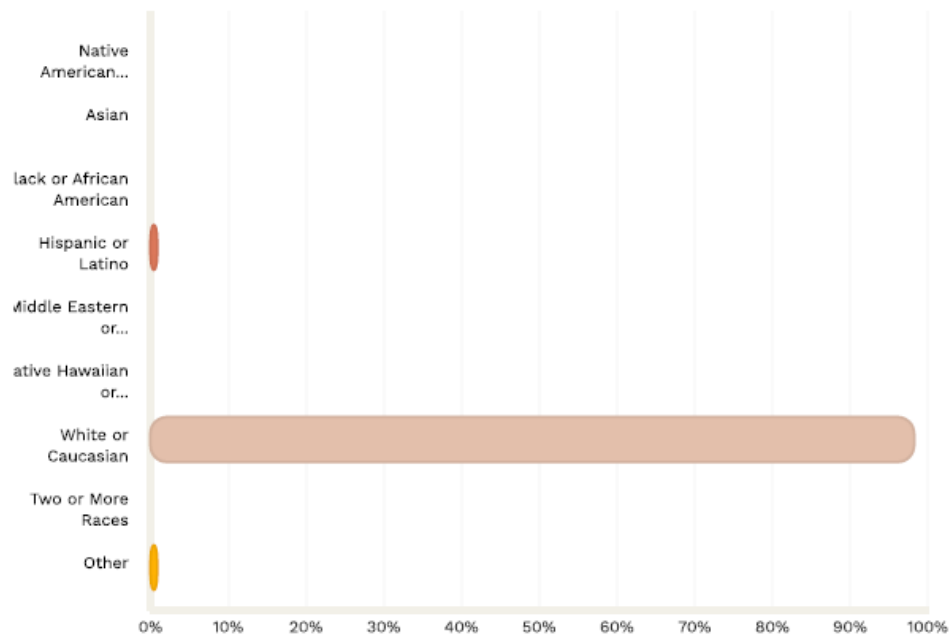
## 18. What is your gender?

Answered: 114, Skipped: 0



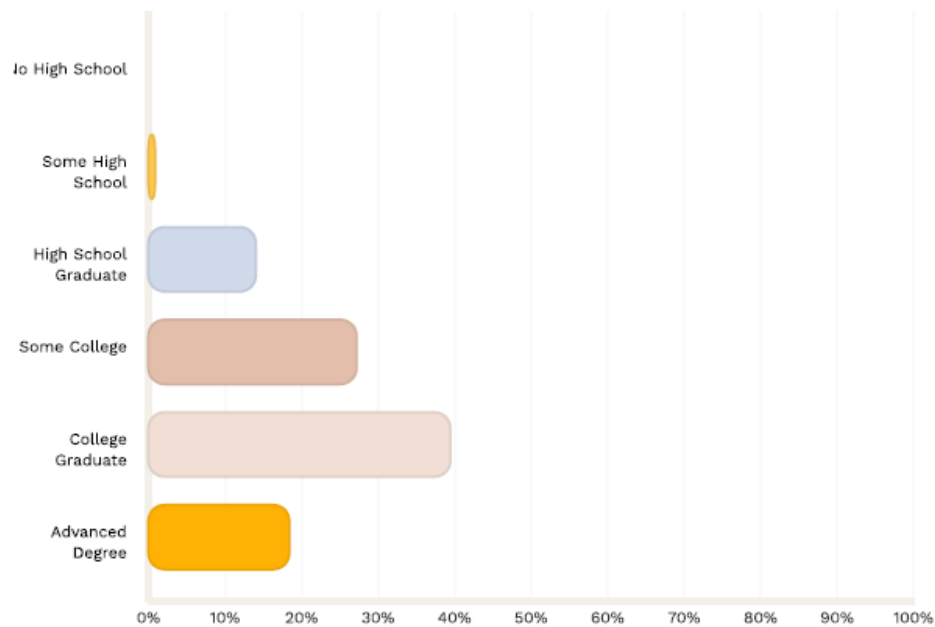
## 19. What is your race/ethnicity?

Answered: 114, Skipped: 0



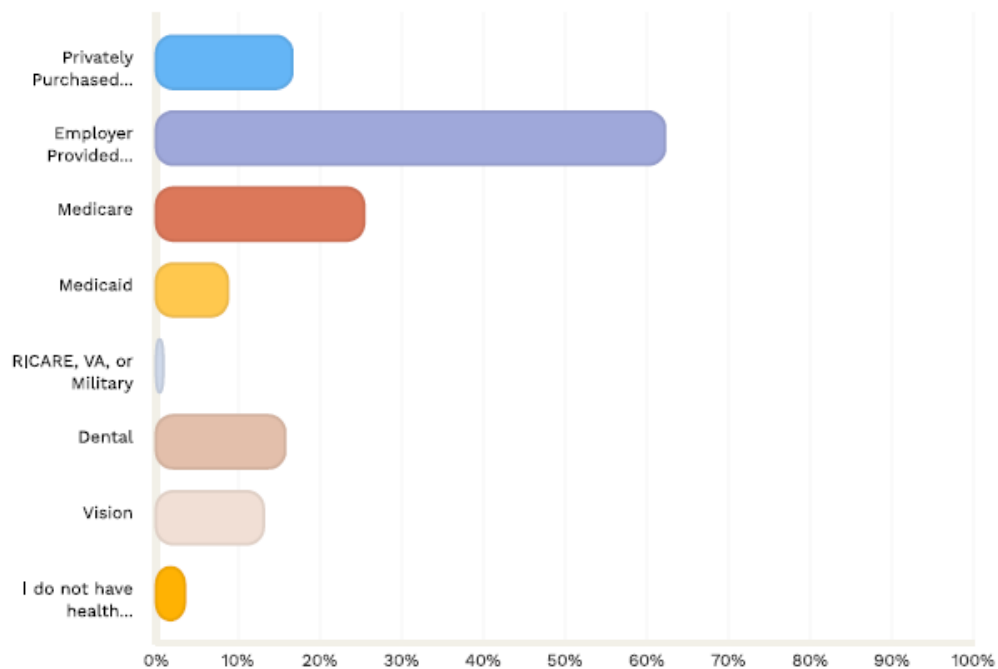
## 20. What is your highest level of education?

Answered: 114, Skipped: 0



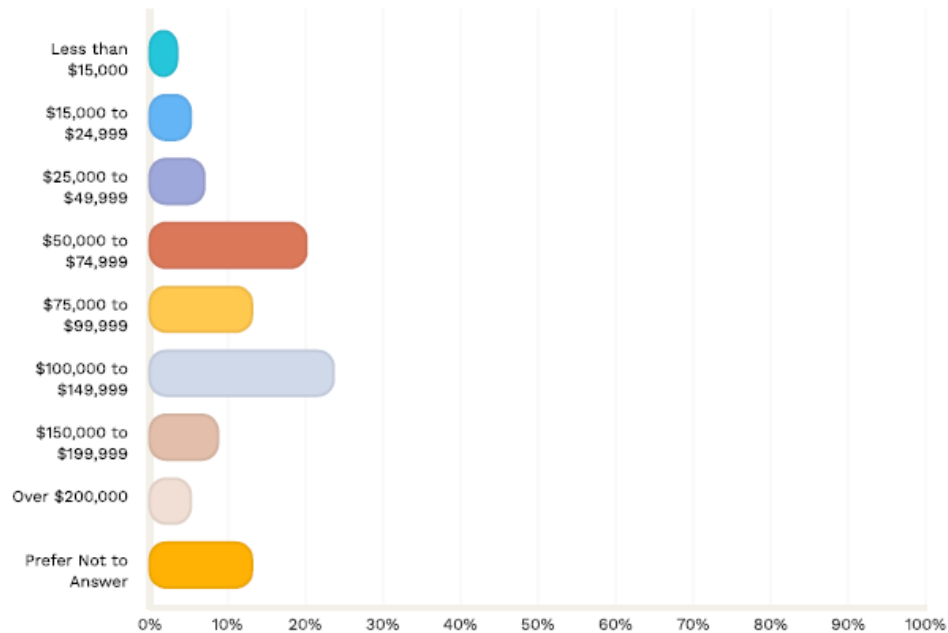
## 21. What kind of healthcare coverage do you have? (Select all that apply)

Answered: 114, Skipped: 0



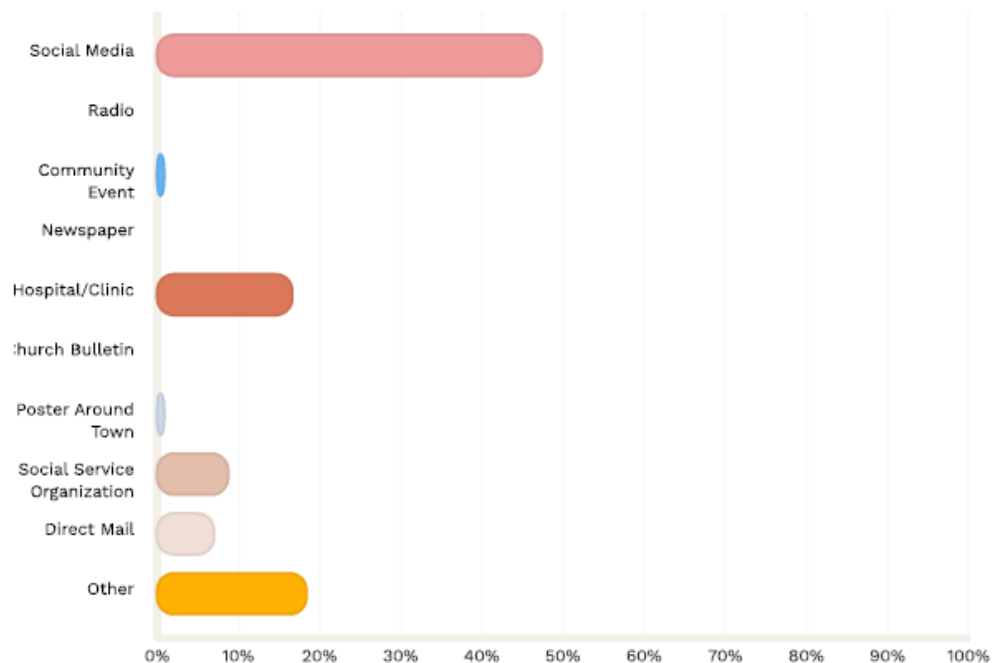
## 22. What is your family's gross annual income before taxes?

Answered: 114, Skipped: 0



## 23. Where did you learn about this survey?

Answered: 114, Skipped: 0





## County Health Rankings and Roadmaps

COUNTY

**Mercer, IL**

2024 ▼

[View Illinois Health Data](#)

### County Demographics

The health of a place results from past and present policies and practices. The land known as Mercer County, along with the entirety of the U.S., has been home for many thousands of years to hundreds of Indigenous nations. Native Land Digital "strives to create and foster conversations about the history of colonialism, Indigenous ways of knowing, and settler-Indigenous relations."

Mercer County, Illinois is Metropolitan . In Mercer County, 100% of the population lives in a low population density area .

[Show demographic data](#)

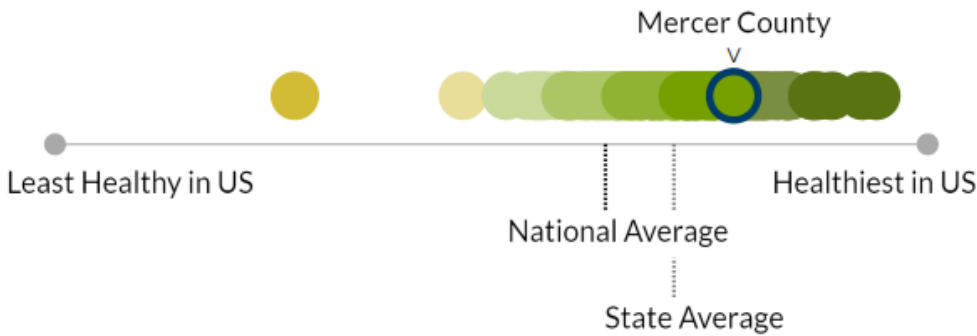



Mercer County Health Outcomes



Health Outcomes tell us how long people live on average within a community, and how much physical and mental health people experience in a community while they are alive.

Mercer County is faring slightly better than the average county in Illinois for Health Outcomes, and better than the average county in the nation.

Download Chart



 Trends Available

Health Outcomes				
Length of Life		Mercer County	Illinois	United States
Premature Death		5,900	7,500	8,000
Quality of Life		Mercer County	Illinois	United States
Poor or Fair Health		15%	14%	14%
Poor Physical Health Days		3.7	3.2	3.3
Poor Mental Health Days		4.9	4.2	4.8
Low Birthweight		9%	8%	8%
Additional Health Outcomes (not included in summary)				

Note: Blank values reflect unreliable or missing data.

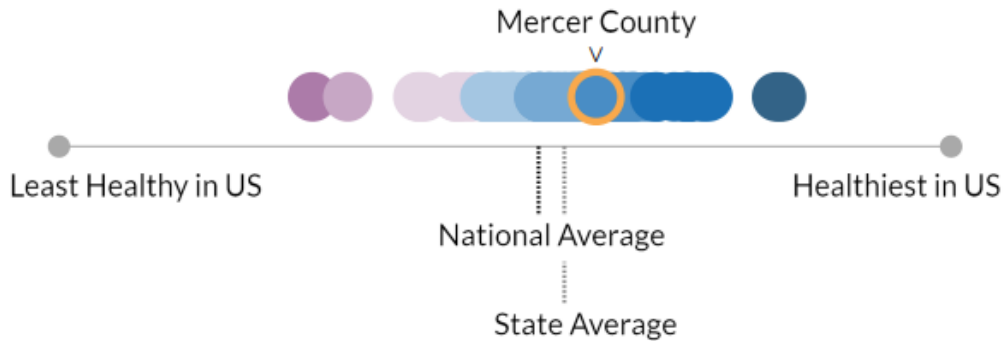


## Mercer County Health Factors











Many things influence how well and how long we live. Health Factors represent those things we can improve to live longer and healthier lives. They are indicators of the future health of our communities.

**Mercer County is faring slightly better than the average county in Illinois for Health Factors, and slightly better than the average county in the nation.**

[Download Chart](#)



Health Factors				
Health Behaviors		Mercer County	Illinois	United States
Adult Smoking		18%	13%	15%
Adult Obesity		37%	34%	34%
Food Environment Index		8.2	8.4	7.7
Physical Inactivity		28%	26%	23%
Access to Exercise Opportunities		41%	91%	84%
Excessive Drinking		17%	18%	18%
Alcohol-Impaired Driving Deaths		20%	28%	26%

Sexually Transmitted Infections		211.8	566.9	495.5	
Teen Births		17	15	17	
Additional Health Behaviors (not included in summary)					+
Clinical Care		Mercer County	Illinois	United States	-
Uninsured		7%	8%	10%	
Primary Care Physicians		7,790:1	1,260:1	1,330:1	
Dentists		5,170:1	1,190:1	1,360:1	
Mental Health Providers		3,880:1	320:1	320:1	
Preventable Hospital Stays		2,204	3,327	2,681	
Mammography Screening		47%	43%	43%	
Flu Vaccinations		48%	49%	46%	
Additional Clinical Care (not included in summary)					+
Social & Economic Factors		Mercer County	Illinois	United States	-
High School Completion		92%	90%	89%	
Some College		63%	71%	68%	
Unemployment		4.1%	4.6%	3.7%	
Children in Poverty		12%	16%	16%	
Income Inequality		4.4	5.0	4.9	
Children in Single-Parent Households		17%	25%	25%	
Social Associations		13.5	9.7	9.1	
Injury Deaths		97	74	80	
Additional Social & Economic Factors (not included in summary)					+
Physical Environment		Mercer County	Illinois	United States	-
Air Pollution - Particulate Matter		8.7	8.8	7.4	
Drinking Water Violations		No			
Severe Housing Problems		9%	16%	17%	
Driving Alone to Work		82%	69%	72%	
Long Commute - Driving Alone		48%	41%	36%	
Additional Physical Environment (not included in summary)					+

Note: Blank values reflect unreliable or missing data.